

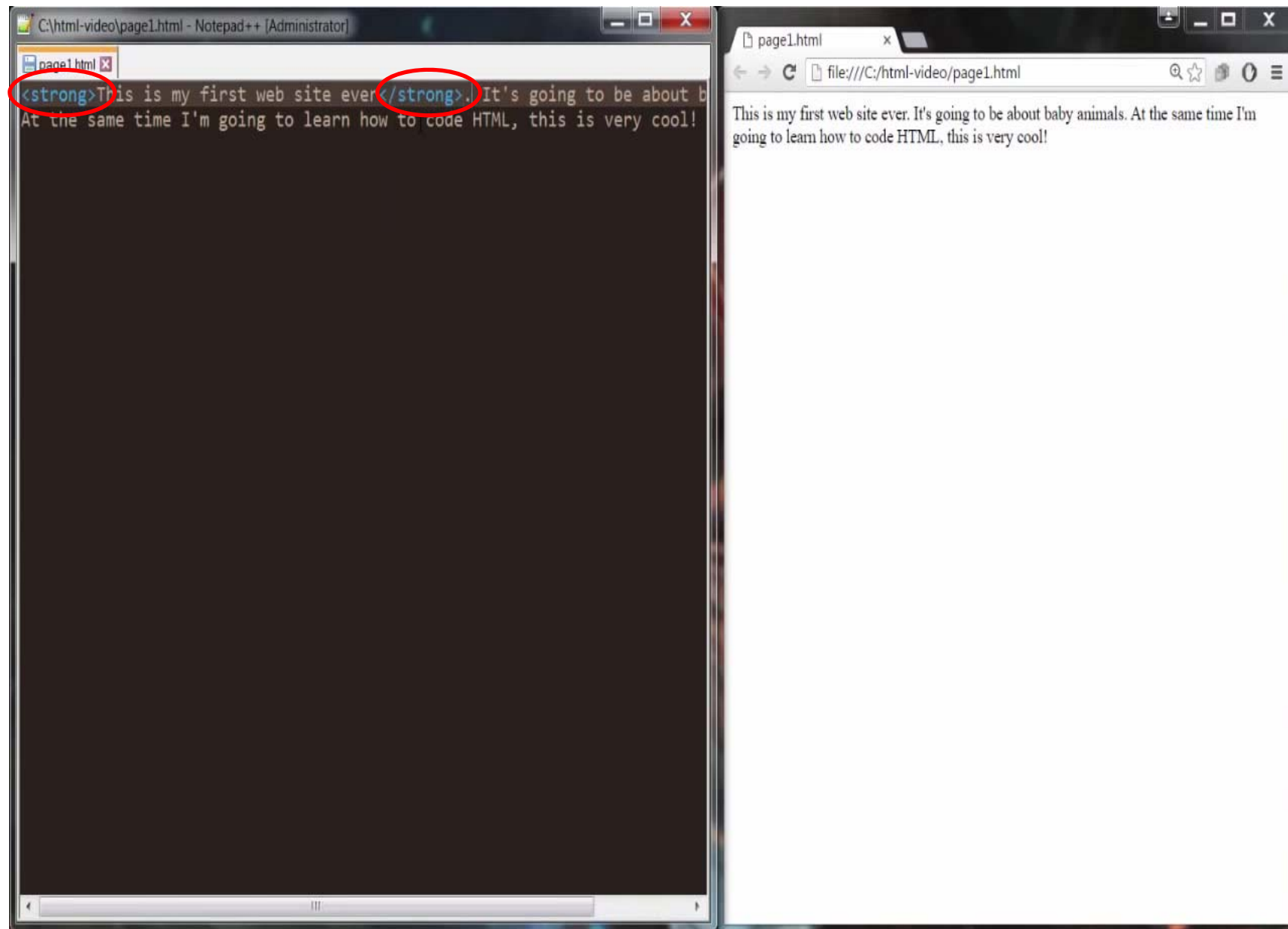


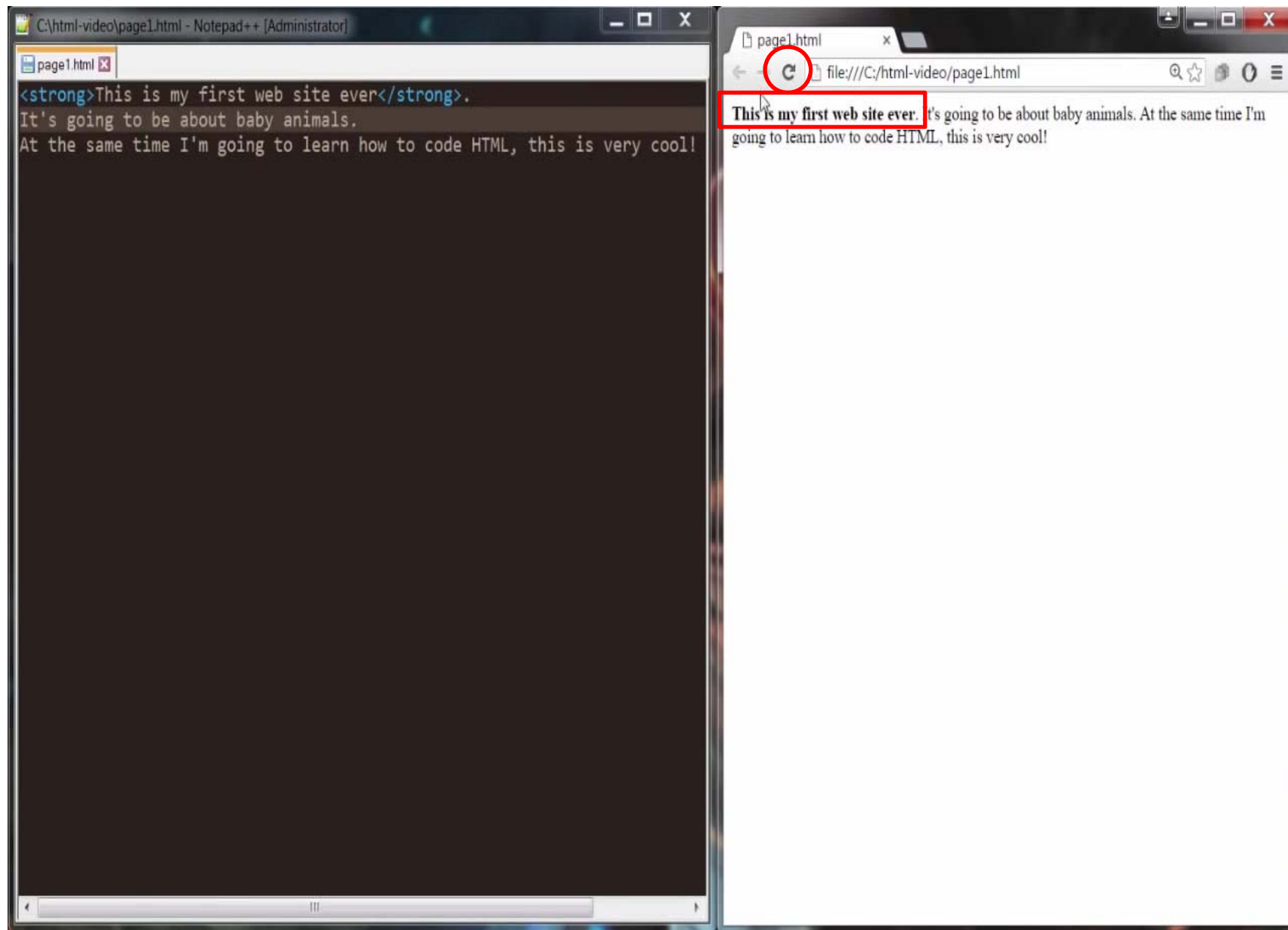
C:\html-video\page1.html - Notepad++ [Administrator]

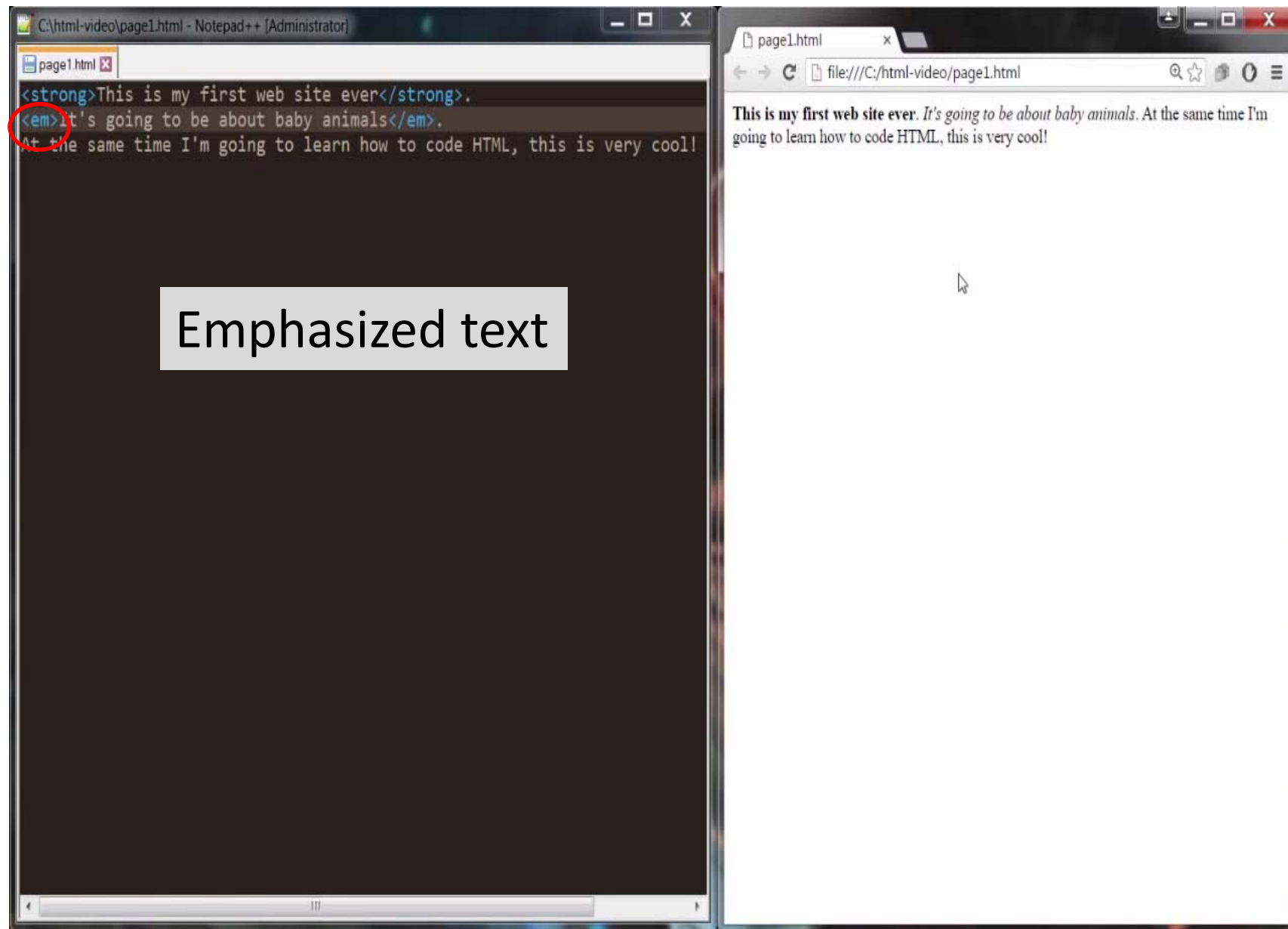
page1.html

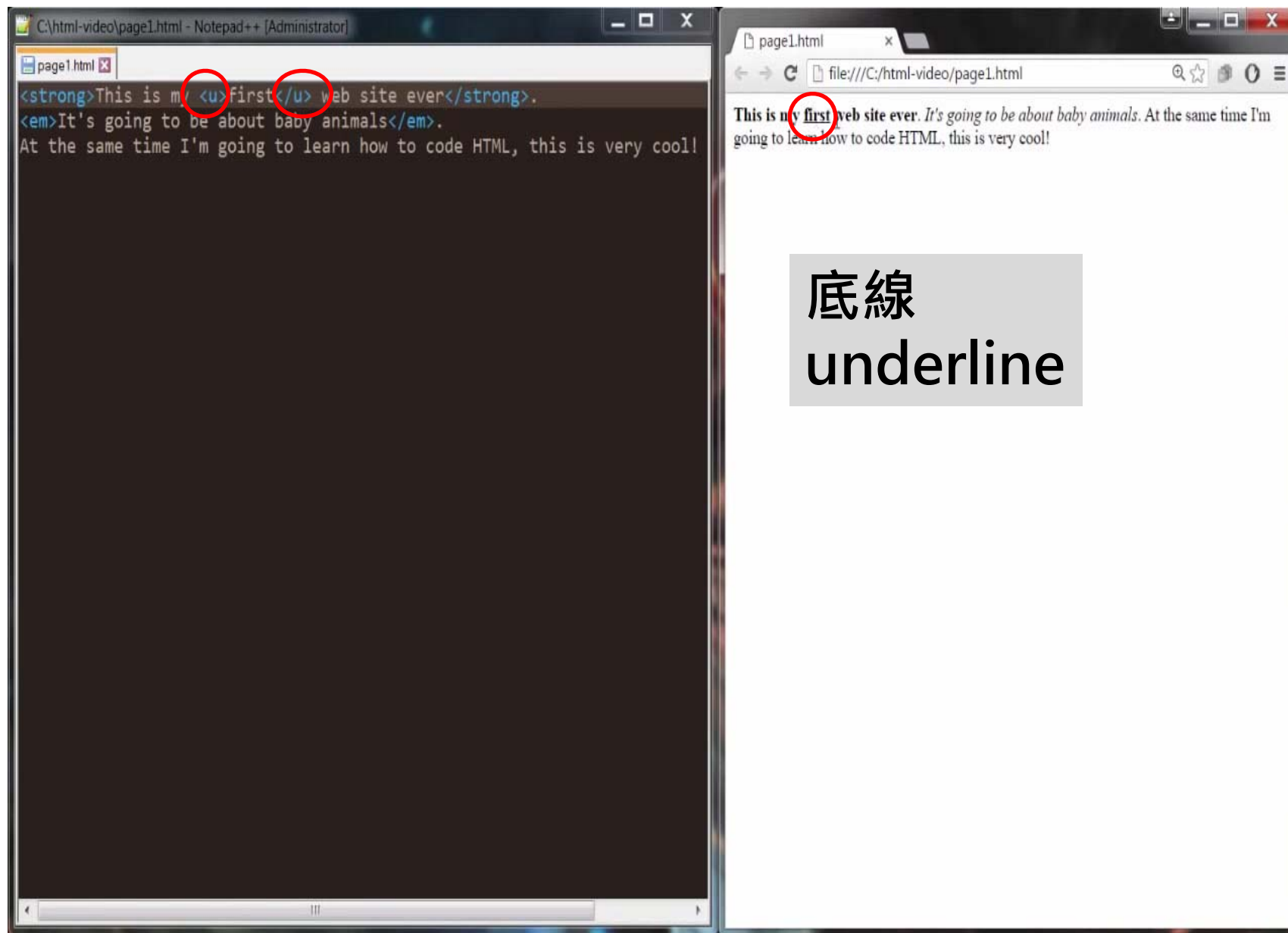
```
This is my first web site ever. It's going to be about baby animals.  
At the same time I'm going to learn how to code HTML, this is very cool!
```









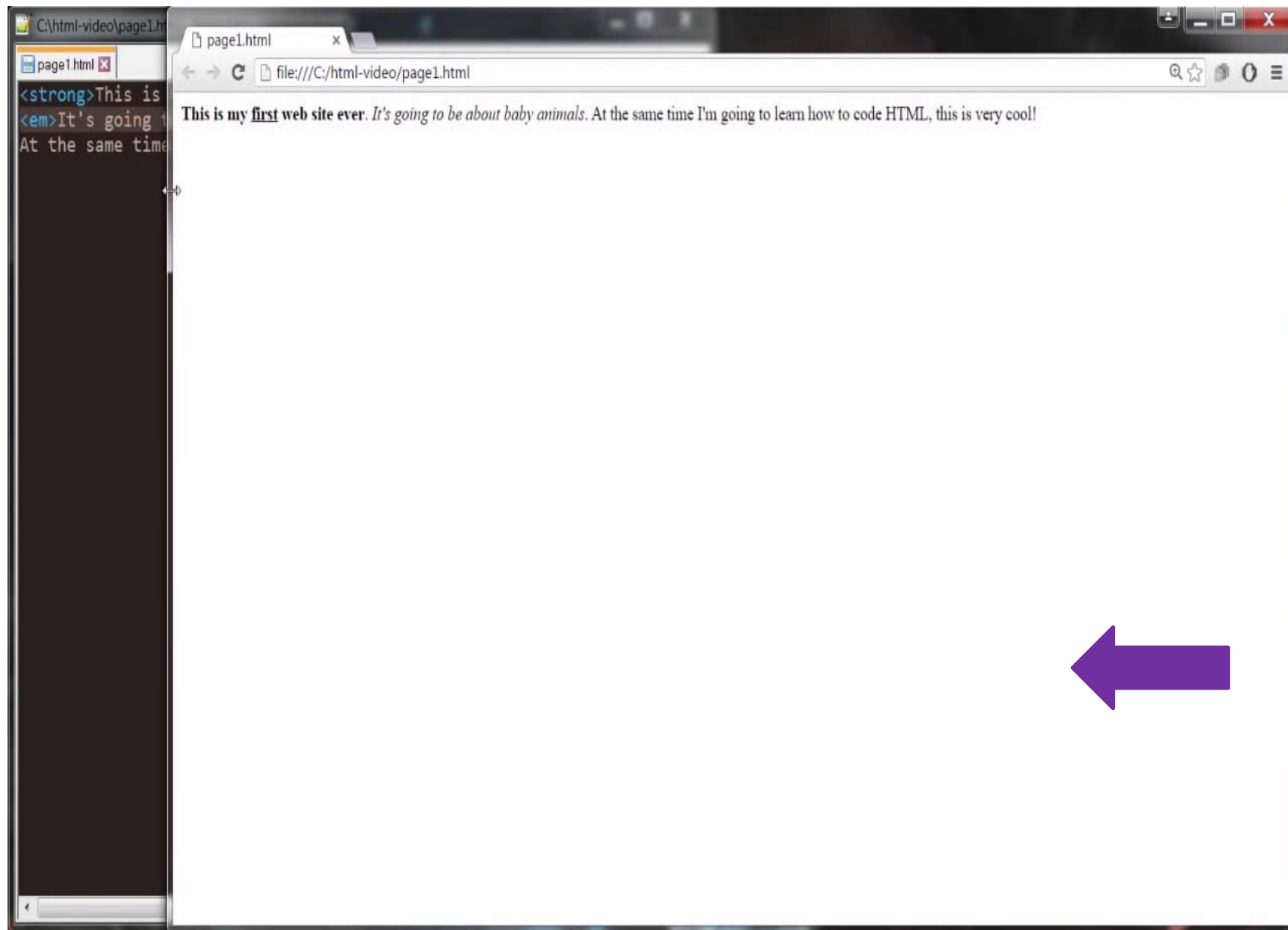


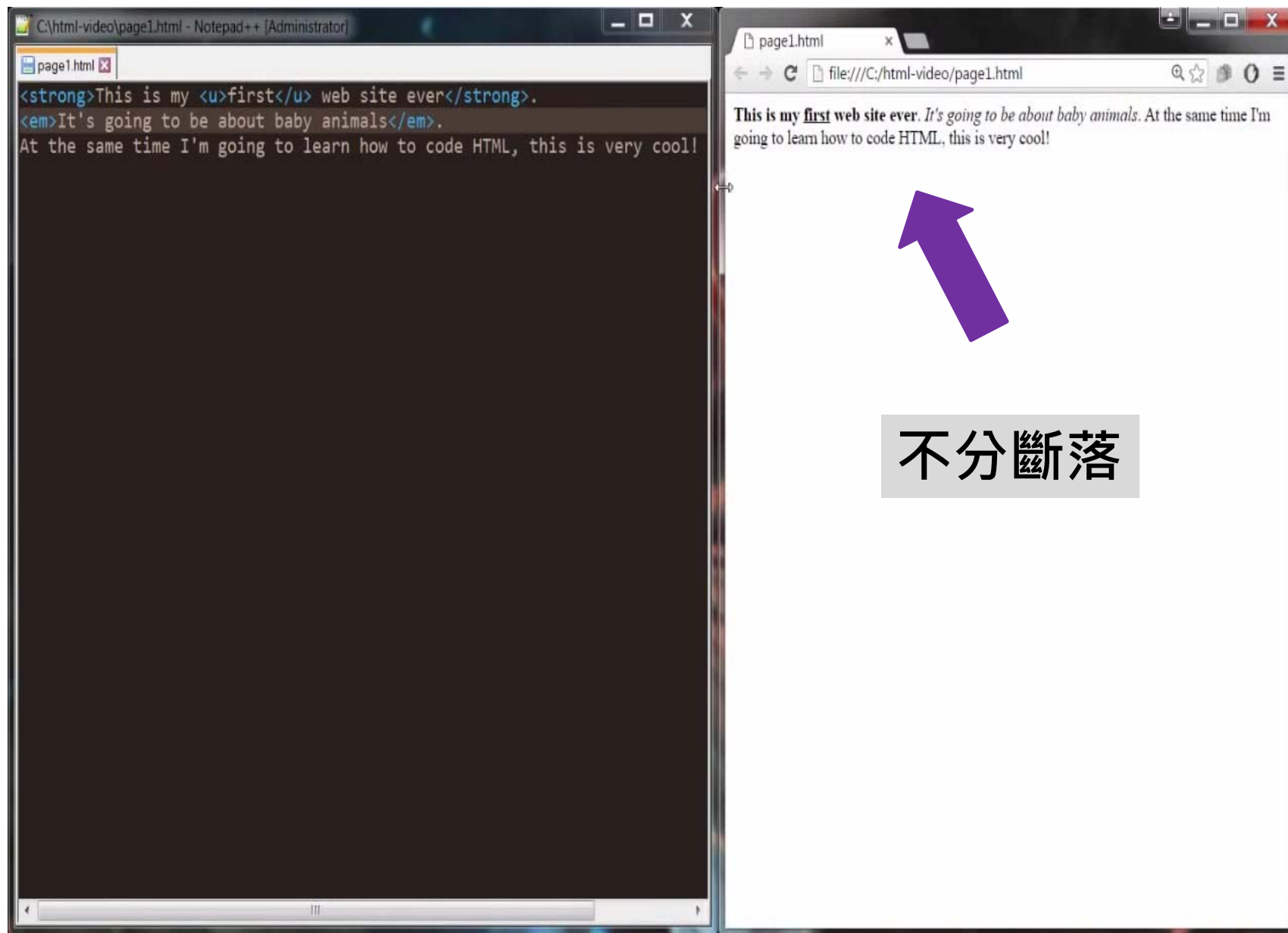
C:\html-video\page1.html - Notepad++ [Administrator]

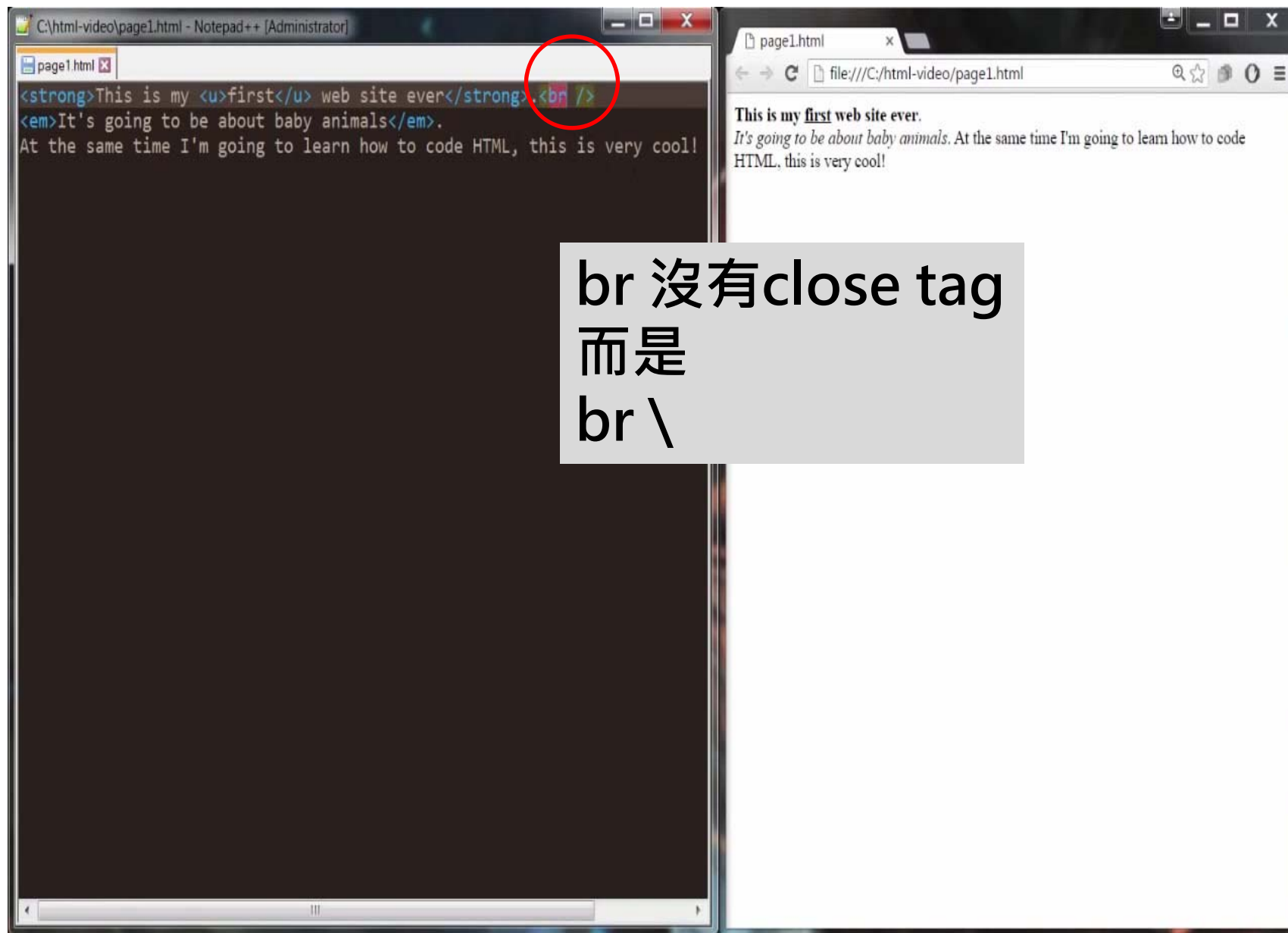
page1.html

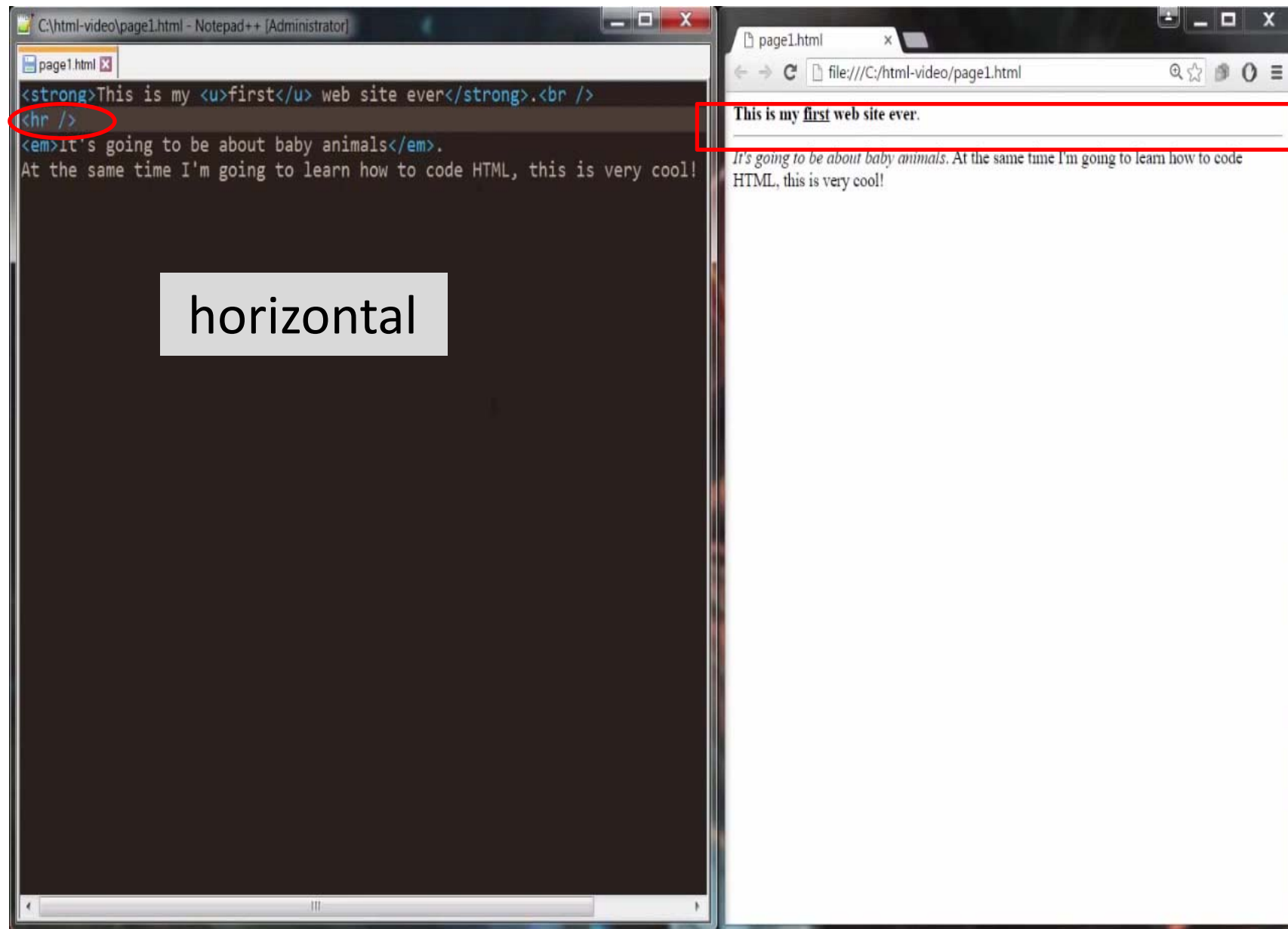
```
<strong>This is my <u>first</u> web site ever</strong>.  
<em>It's going to be about baby animals</em>.  
At the same time I'm going to learn how to code HTML, this is very cool!
```

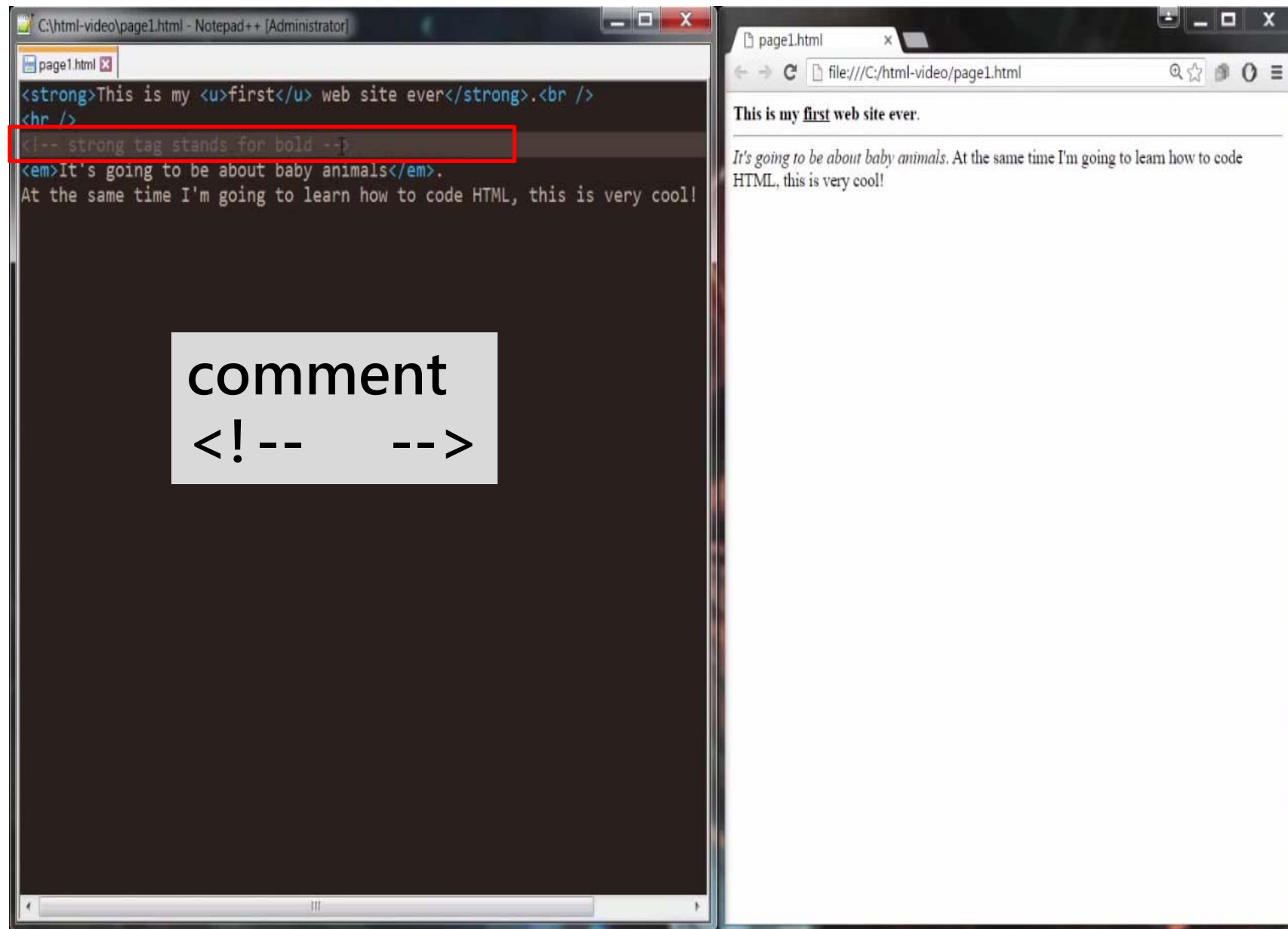




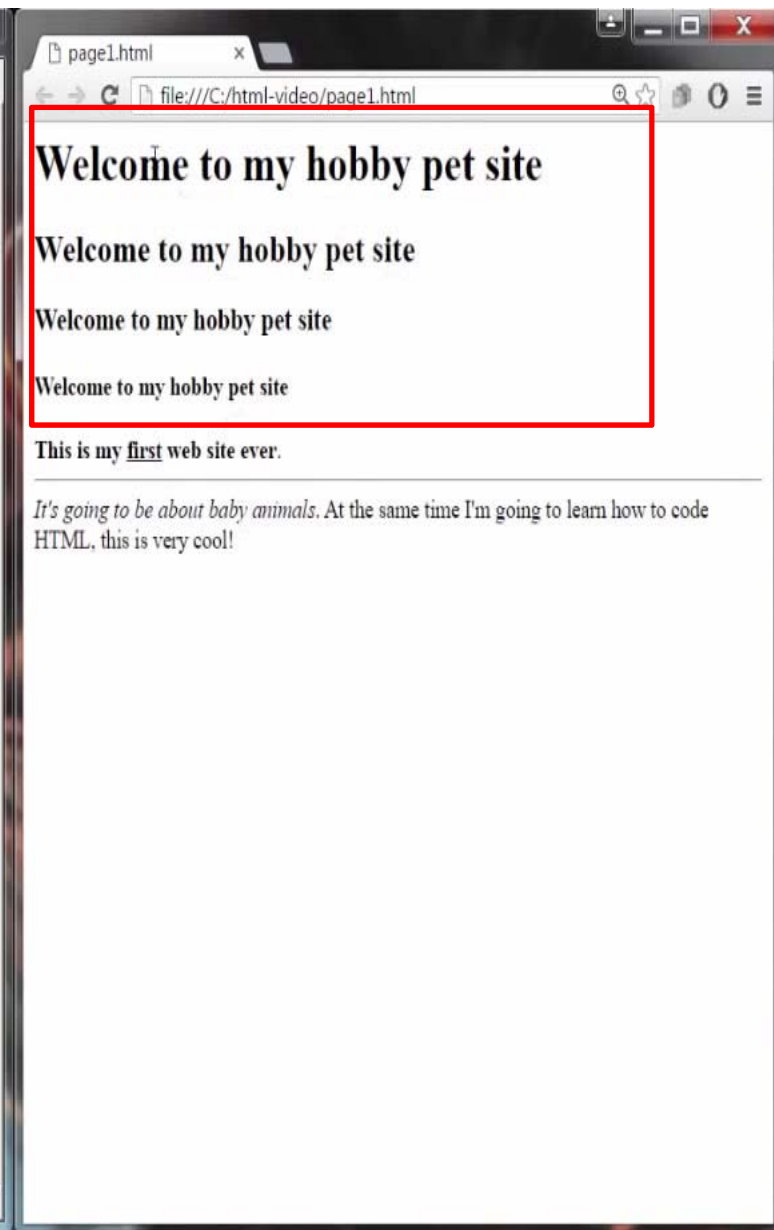


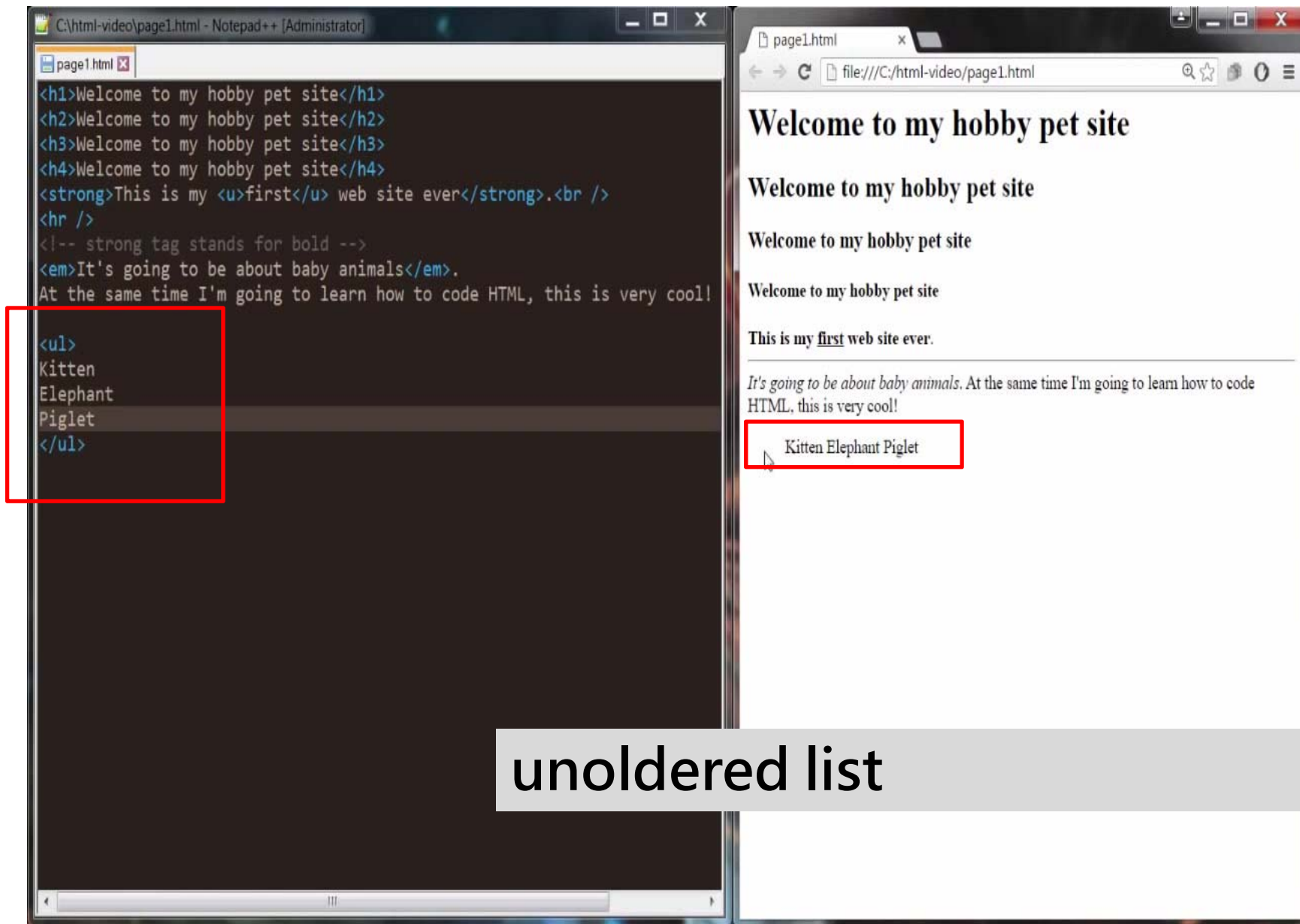




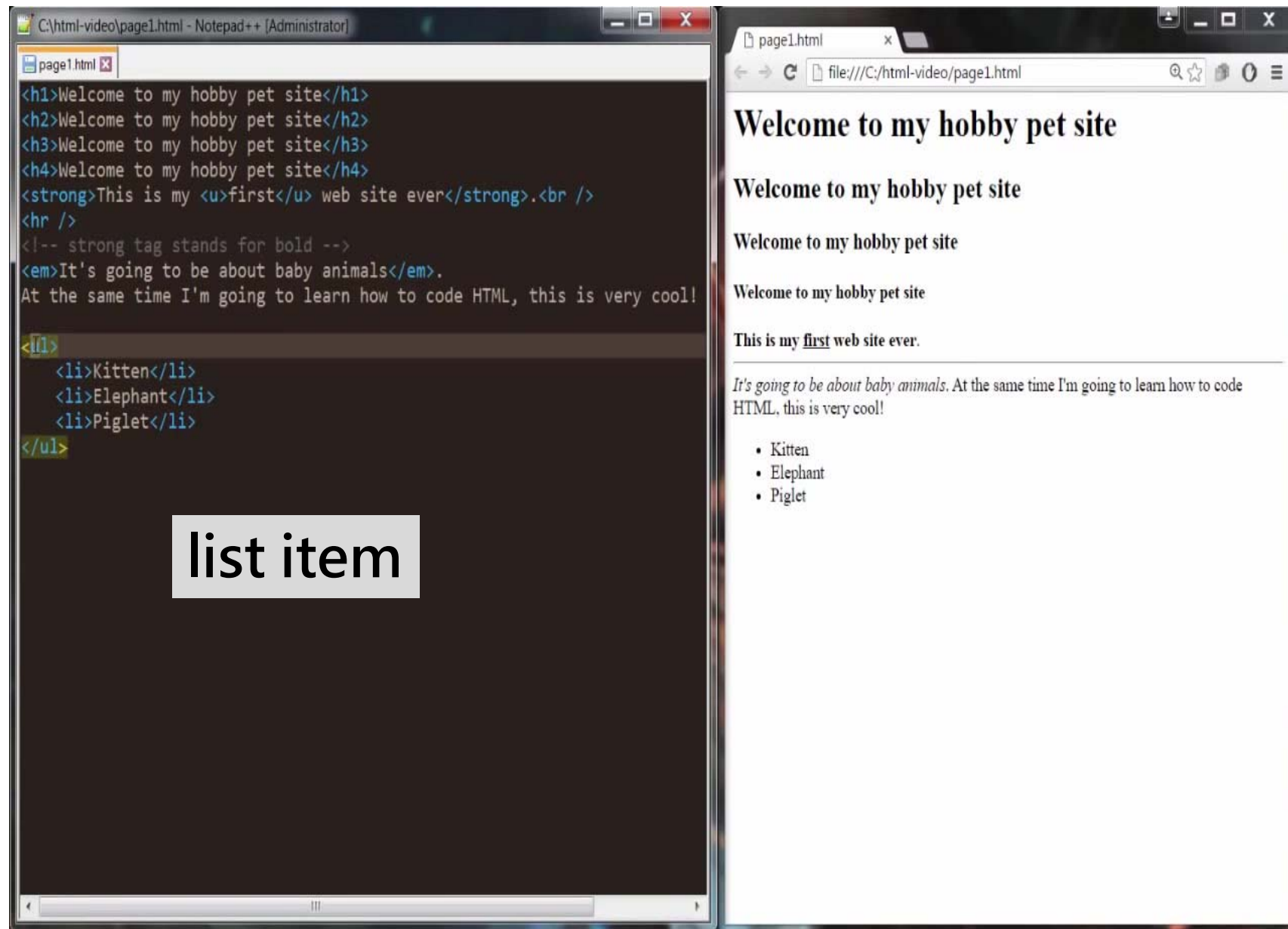


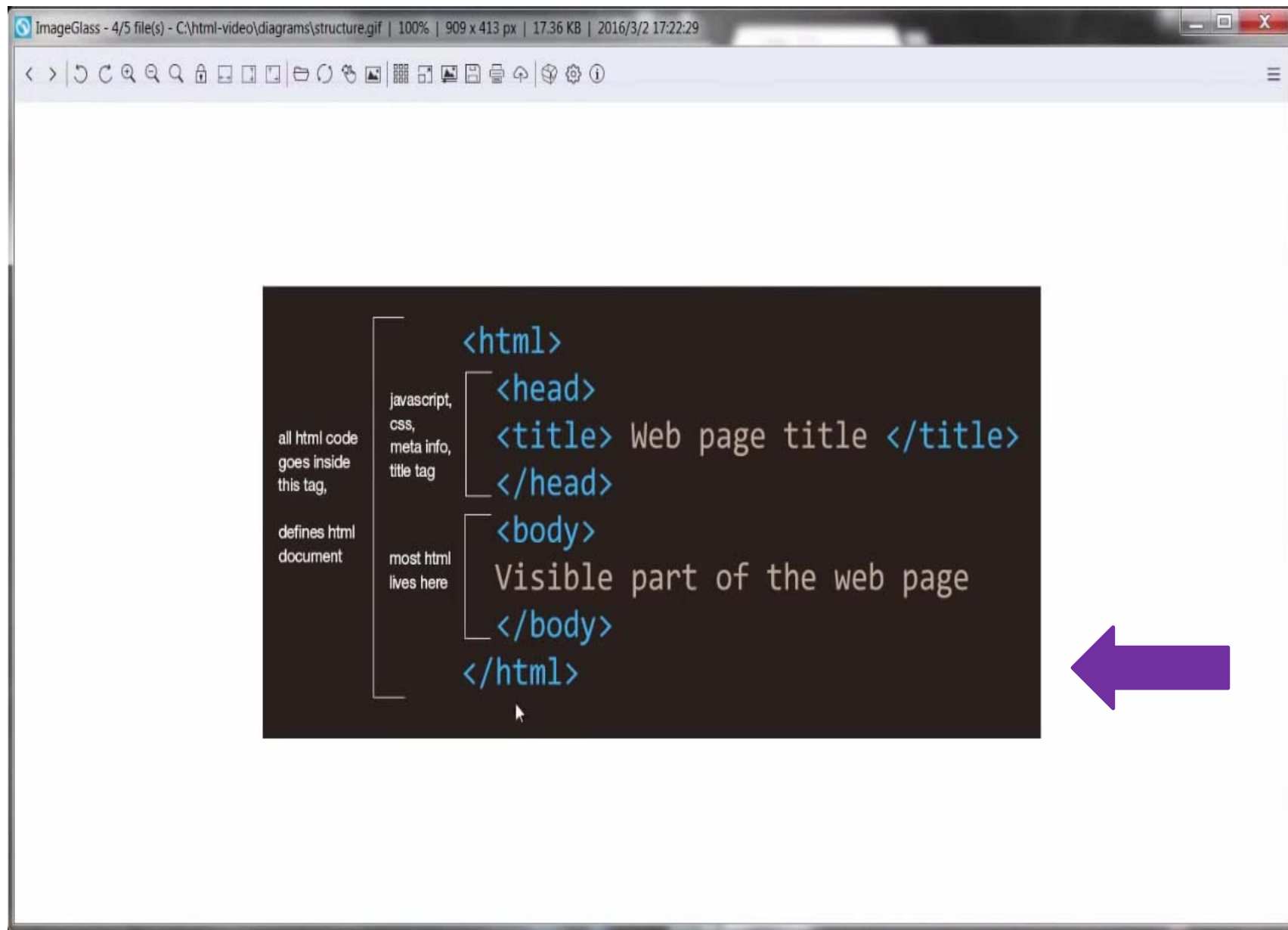
```
C:\html-video\page1.html - Notepad++ [Administrator]
page1.html x
<h1>Welcome to my hobby pet site</h1>
<h2>Welcome to my hobby pet site</h2>
<h3>Welcome to my hobby pet site</h3>
<h4>Welcome to my hobby pet site</h4>
<strong>This is my <u>first</u> web site ever</strong>.<br />
<hr />
<!-- strong tag stands for bold -->
<em>It's going to be about baby animals</em>.
At the same time I'm going to learn how to code HTML, this is very cool!
```

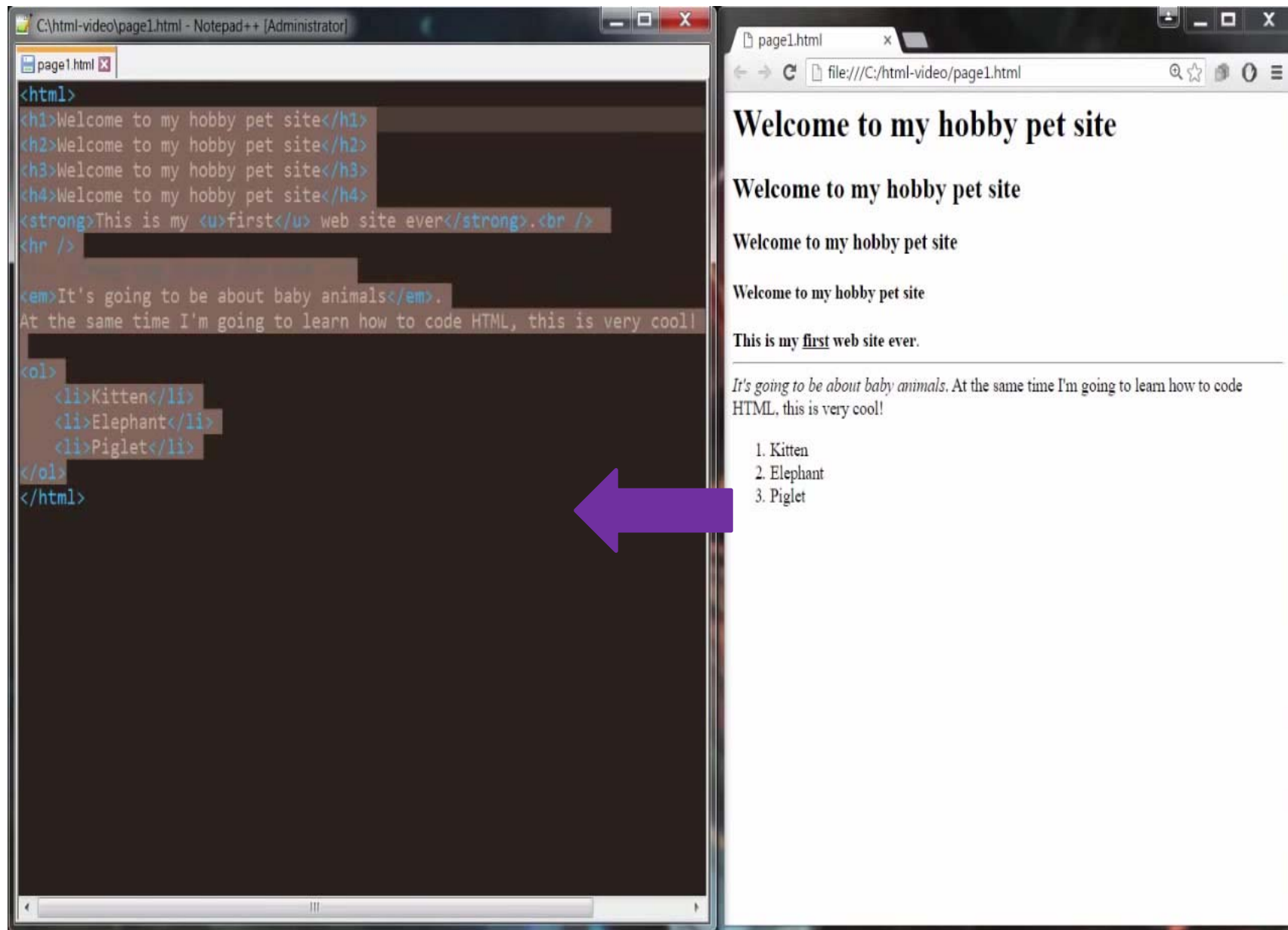




unordered list

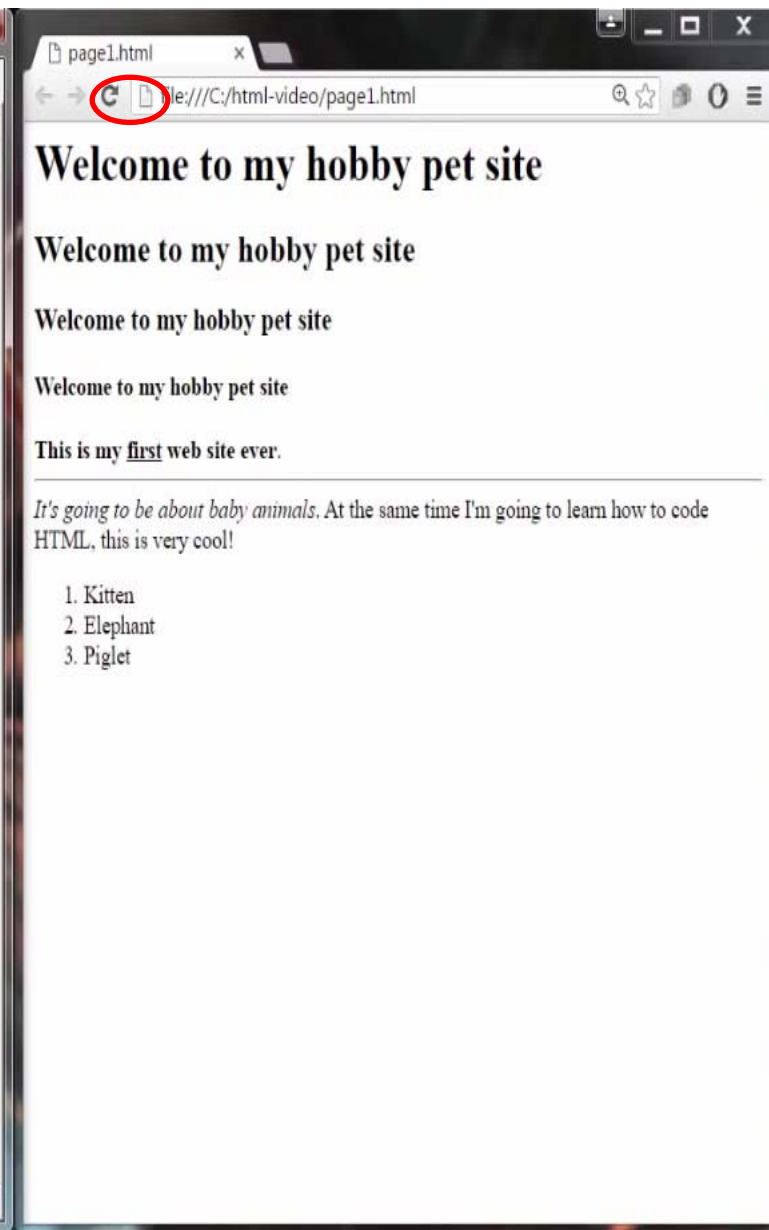


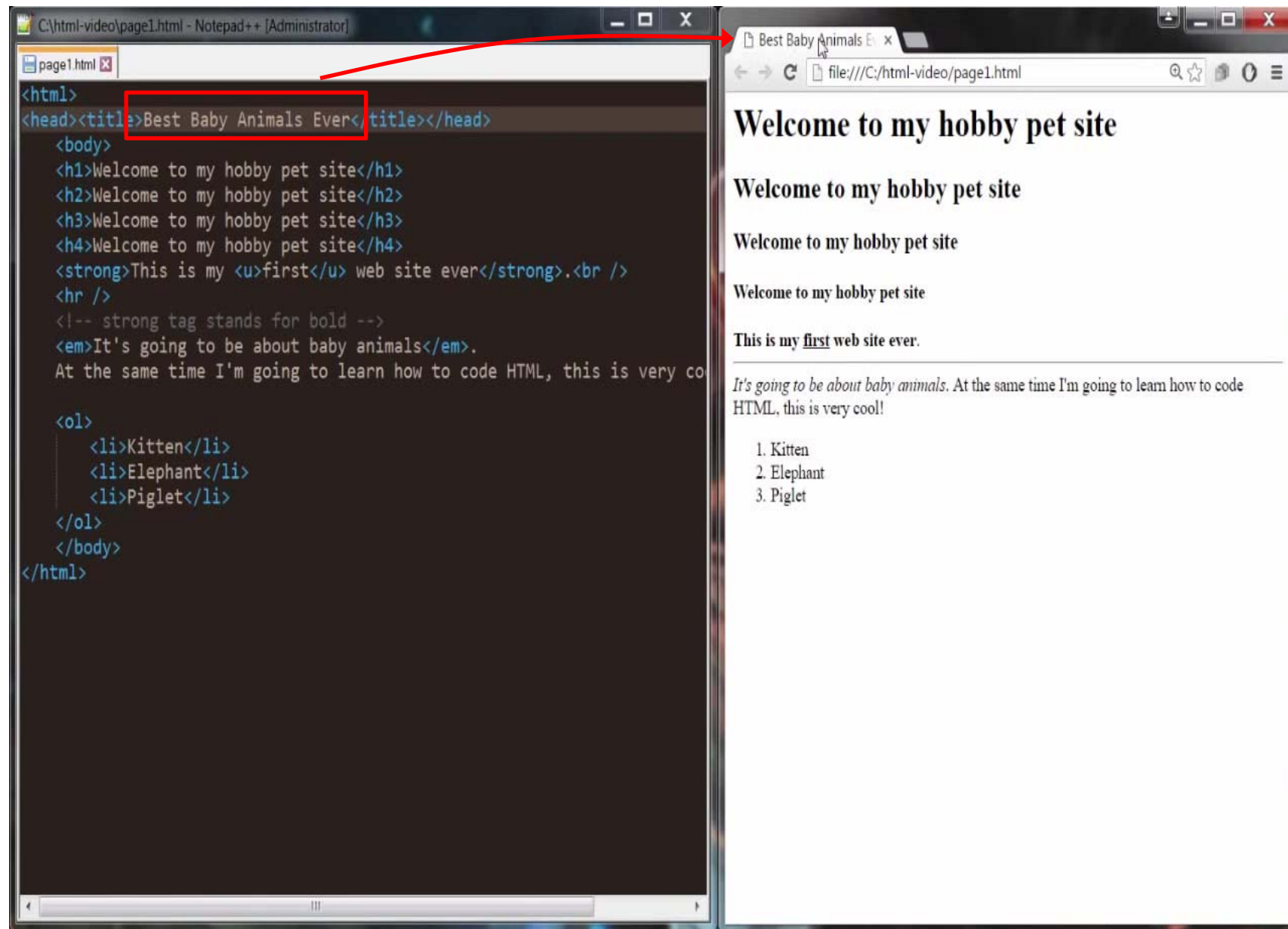




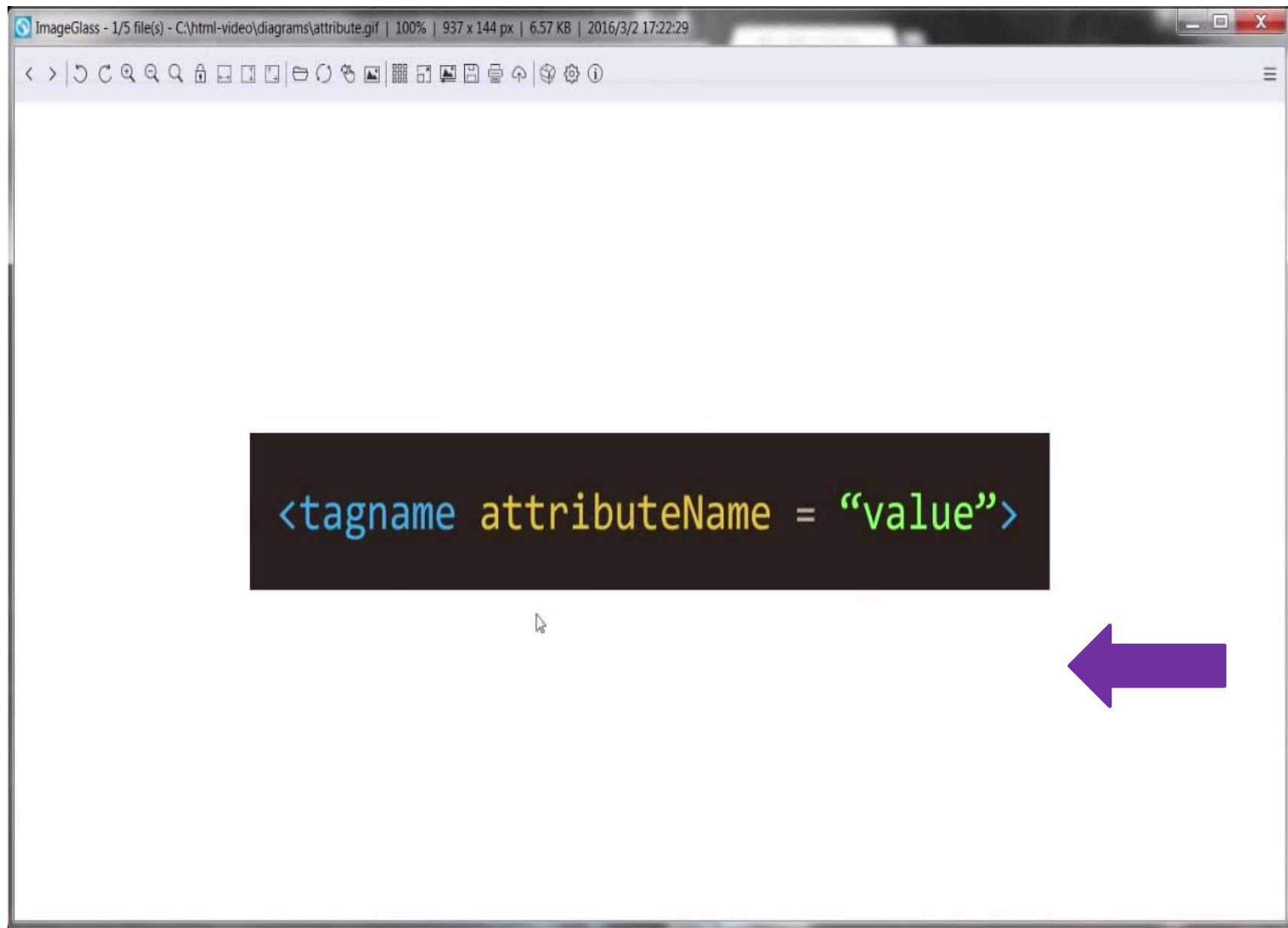
```
C:\html-video\page1.html - Notepad++ [Administrator]
page1.html x
<html>
<head><title>Best Baby Animals Ever</title></head>
<body>
<h1>Welcome to my hobby pet site</h1>
<h2>Welcome to my hobby pet site</h2>
<h3>Welcome to my hobby pet site</h3>
<h4>Welcome to my hobby pet site</h4>
<strong>This is my <u>first</u> web site ever</strong>.<br />
<hr />
<!-- strong tag stands for bold -->
<em>It's going to be about baby animals</em>.
At the same time I'm going to learn how to code HTML, this is very cool!

<ol>
<li>Kitten</li>
<li>Elephant</li>
<li>Piglet</li>
</ol>
</body>
</html>
```



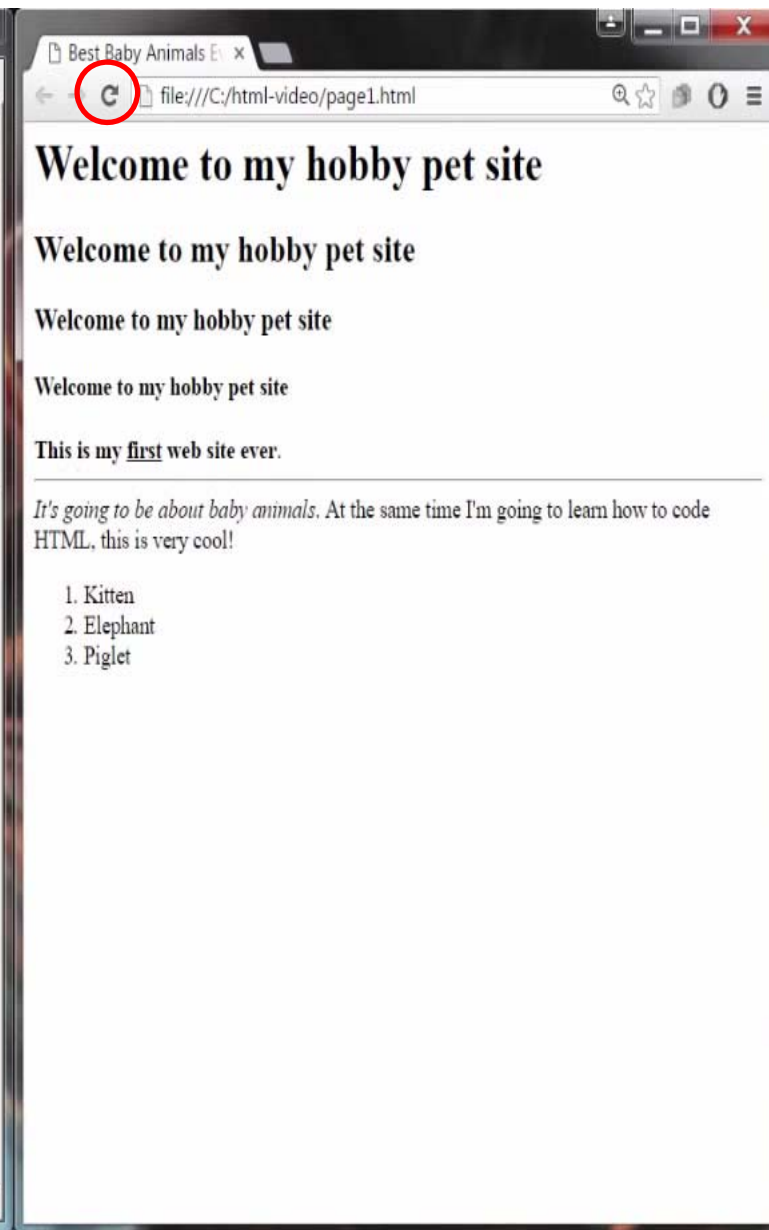


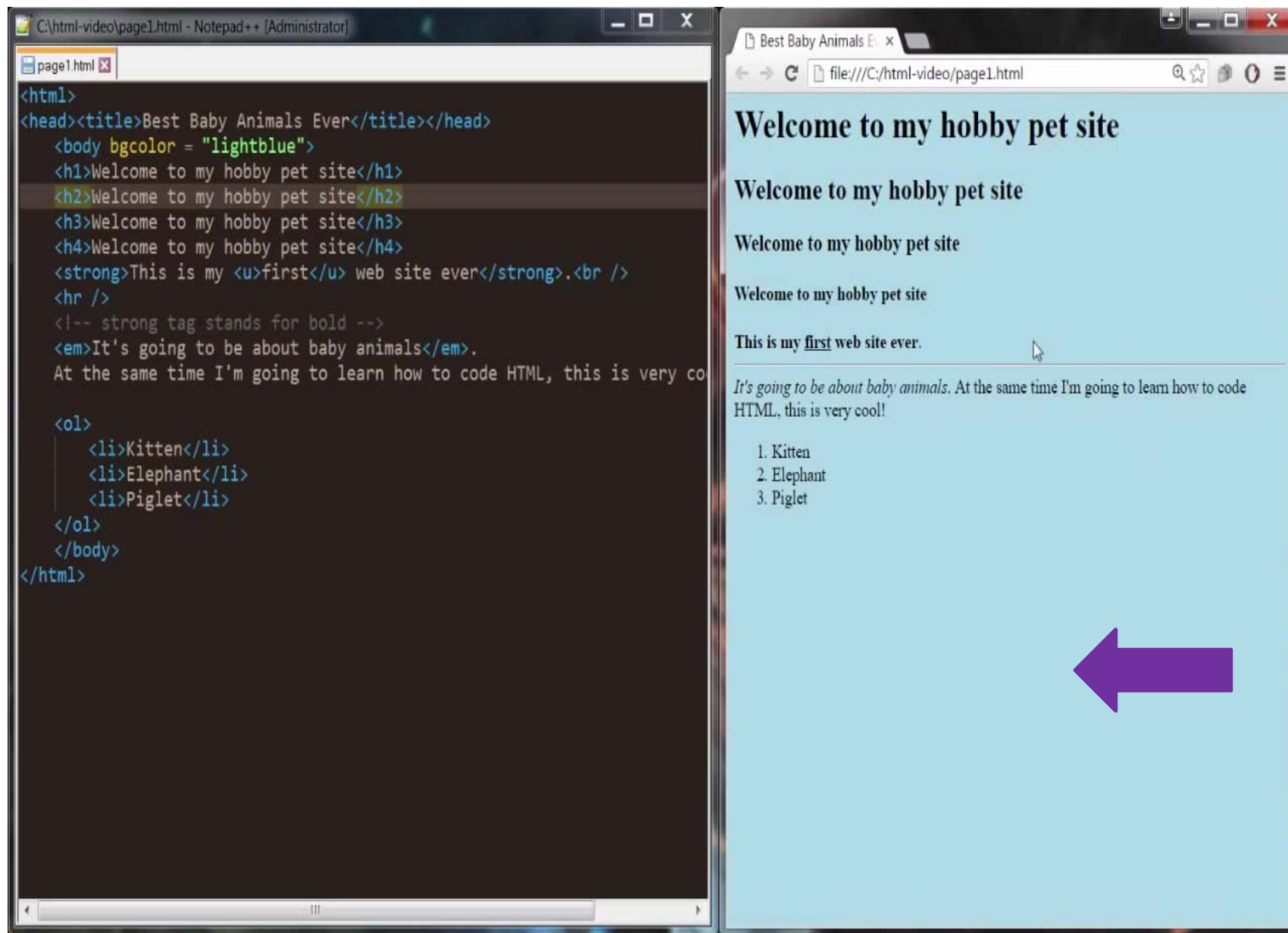
ATTRIBUTE

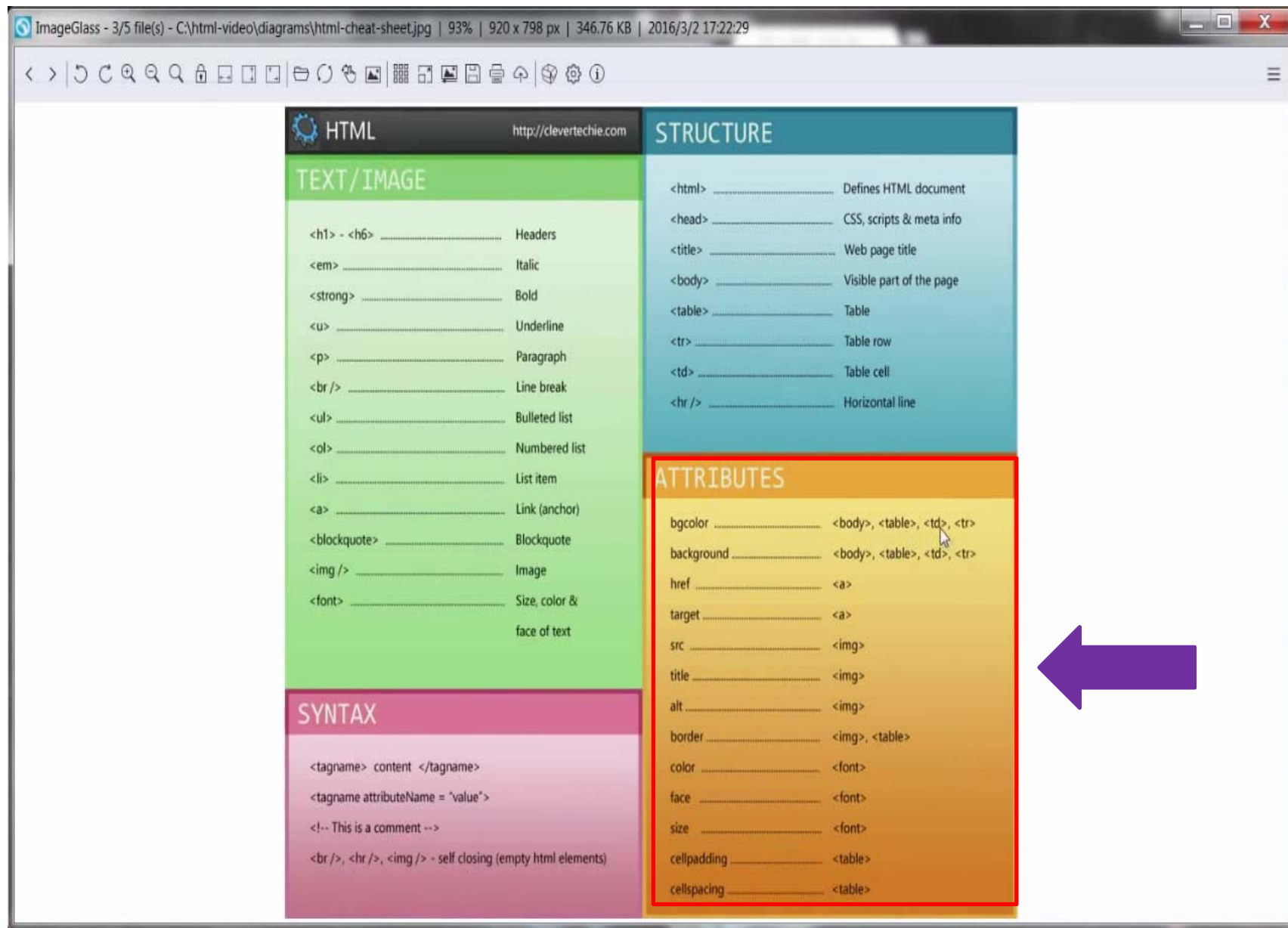


```
C:\html-video\page1.html - Notepad++ [Administrator]
page1.html
<html>
<head><title>Best Baby Animals Ever</title></head>
<body bgcolor = "lightblue">
  <h1>Welcome to my hobby pet site</h1>
  <h2>Welcome to my hobby pet site</h2>
  <h3>Welcome to my hobby pet site</h3>
  <h4>Welcome to my hobby pet site</h4>
  <strong>This is my <u>first</u> web site ever</strong>.<br />
  <hr />
  <!-- strong tag stands for bold -->
  <em>It's going to be about baby animals</em>.
  At the same time I'm going to learn how to code HTML, this is very cool!

  <ol>
    <li>Kitten</li>
    <li>Elephant</li>
    <li>Piglet</li>
  </ol>
</body>
</html>
```

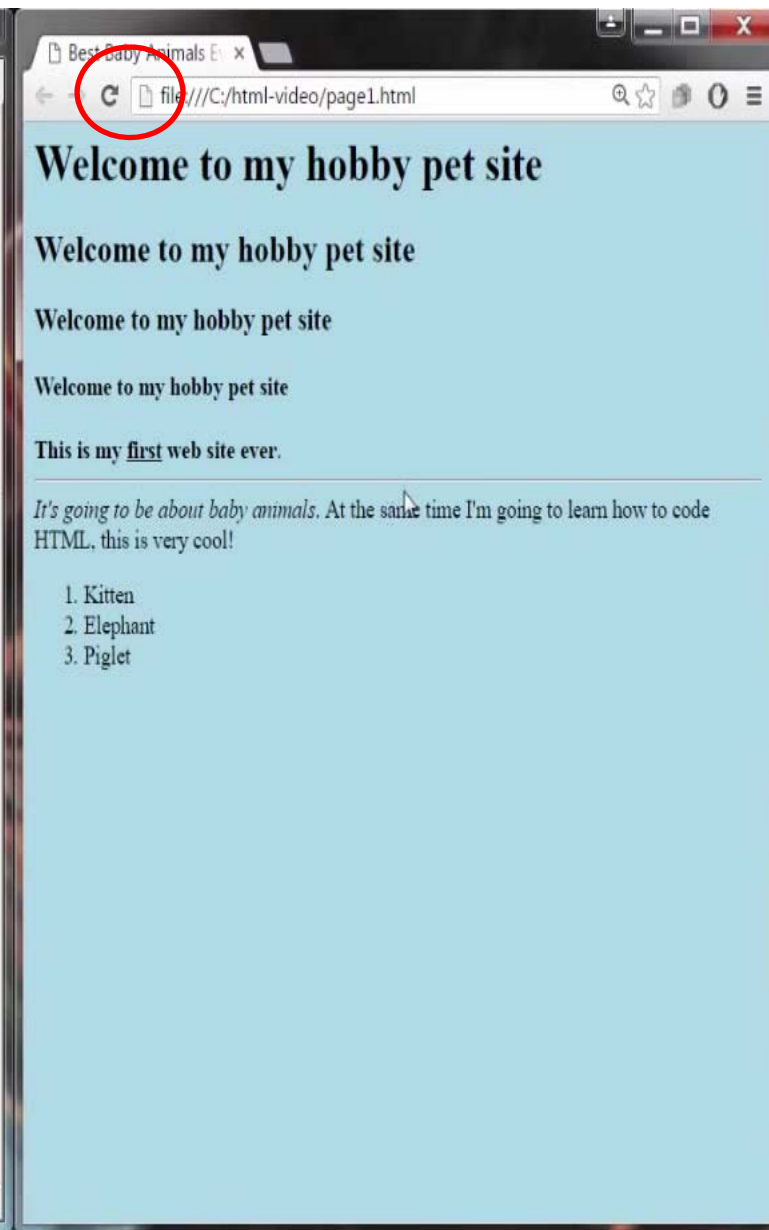






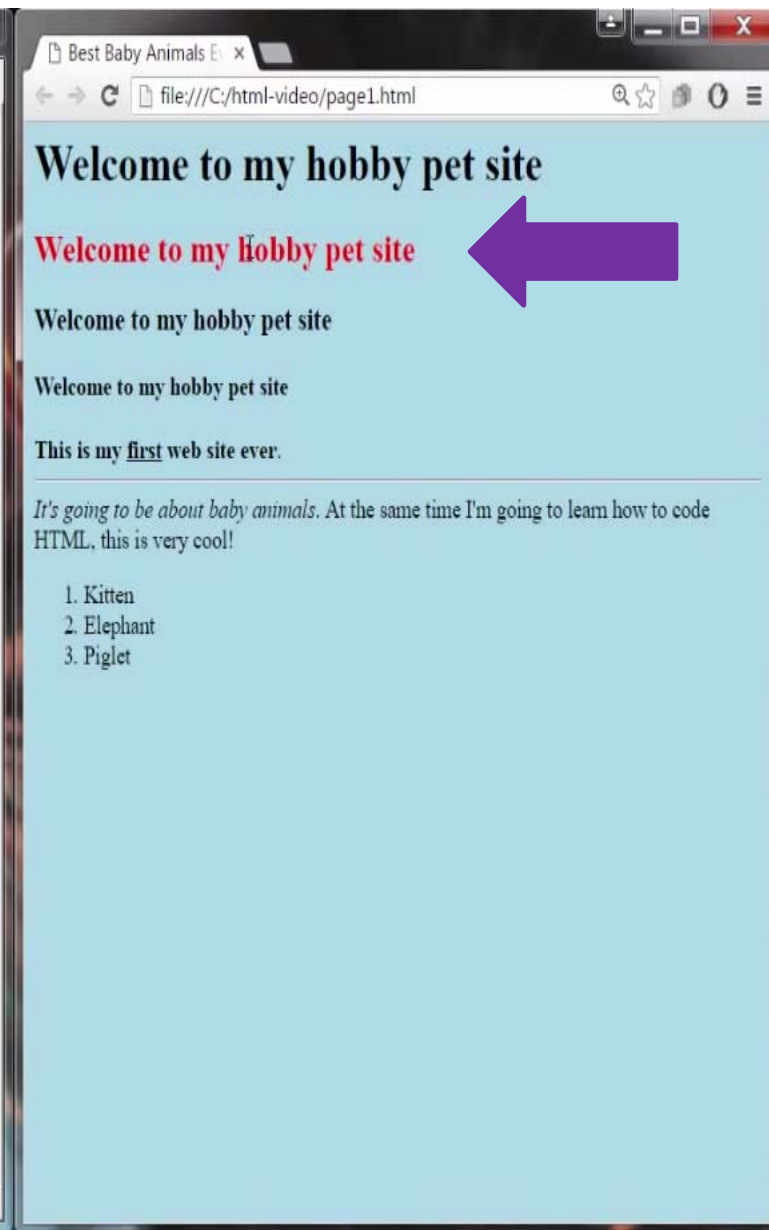
```
C:\html-video\page1.html - Notepad++ [Administrator]
page1.html
<html>
<head><title>Best Baby Animals Ever</title></head>
  <body bgcolor = "lightblue">
    <h1>Welcome to my hobby pet site</h1>
    <h2><font color = "red">Welcome to my hobby pet site</font></h2>
    <h3>Welcome to my hobby pet site</h3>
    <h4>Welcome to my hobby pet site</h4>
    <strong>This is my <u>first</u> web site ever</strong>.<br />
    <hr />
    <!-- strong tag stands for bold -->
    <em>It's going to be about baby animals</em>.
    At the same time I'm going to learn how to code HTML, this is very cool!

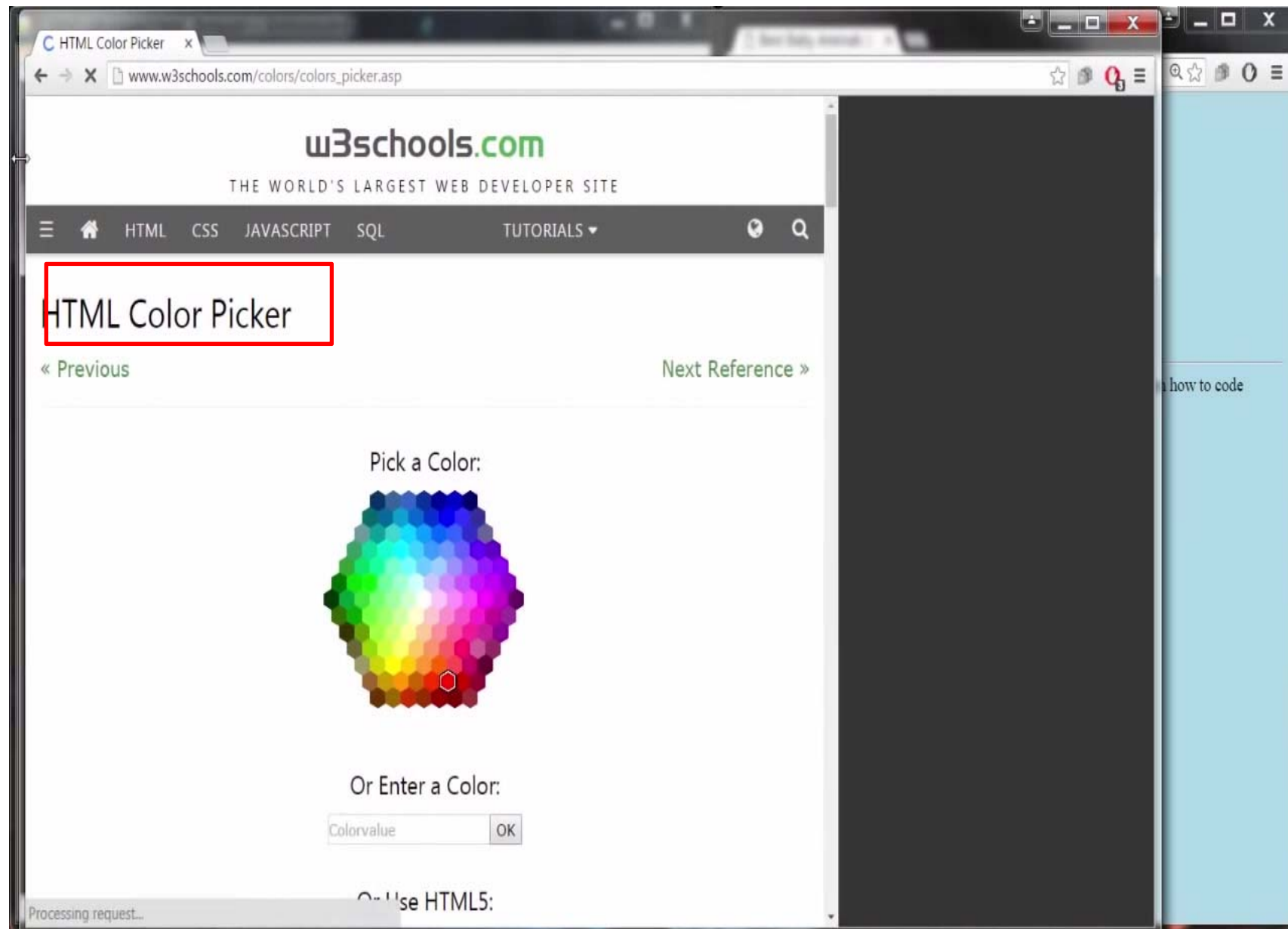
    <ol>
      <li>Kitten</li>
      <li>Elephant</li>
      <li>Piglet</li>
    </ol>
  </body>
</html>
```



```
C:\html-video\page1.html - Notepad++ [Administrator]
page1.html
<html>
<head><title>Best Baby Animals Ever</title></head>
  <body bgcolor = "lightblue">
    <h1>Welcome to my hobby pet site</h1>
    <h2><font color = "red">Welcome to my hobby pet site</font></h2>
    <h3>Welcome to my hobby pet site</h3>
    <h4>Welcome to my hobby pet site</h4>
    <strong>This is my <u>first</u> web site ever</strong>.<br />
    <hr />
    <!-- strong tag stands for bold -->
    <em>It's going to be about baby animals</em>.
    At the same time I'm going to learn how to code HTML, this is very cool!

    <ol>
      <li>Kitten</li>
      <li>Elephant</li>
      <li>Piglet</li>
    </ol>
  </body>
</html>
```





HTML Color Picker

www.w3schools.com/colors/colors_picker.asp

HTMLCSSJAVASCRIPTSQLPHPBOOTSTRAPTUTORIALSREFERENCES

Colors Tutorial

Colors HOME

Color Names

Color Values

Color Groups

Color Shades

Color Picker

Color Mixer

Color Converter

Color RGB

Color HEX

Color HSL

Color HWB

Color CMYK

Color NCol

Color Standards

Colors USA

Colors UK

Colors Australia

Colors RAL

Colors NBS

Colors NCS

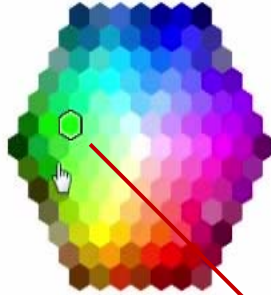
Colors Crayola

Colors Resene

Colors XKCD

Colors Trends

Pick a Color:



Or Enter a Color:

ColorvalueOK

Or Use HTML5:

Hue

Selected Color:

Black Text

Shadow

White Text

Shadow

Lime

#00ff00

rgb(0, 255, 0)

hsl(120, 100%, 50%)

Lighter / Darker:

100%	#ffffff
95%	#e6ffe6
90%	#ccffcc
85%	#b3ffb3
80%	#99ff99
75%	#80ff80
70%	#66ff66
65%	#4dff4d
60%	#33ff33
55%	#1aff1a
50%	#00ff00
45%	#00e600
40%	#00cc00
35%	#00b300
30%	#009900
25%	#008000
20%	#006600
15%	#004d00
10%	#003300
5%	#001a00
0%	#000000

W3SCHOOLS

EXAMS

HTML, CSS,

JavaScript, PHP,

jQuery, and XML

Certifications

COLOR PICKER

HTML Color Picker

www.w3schools.com/colors/colors_picker.asp

HTMLCSSJAVASCRIPTSQLPHPBOOTSTRAPTUTORIALSREFERENCES

Colors Tutorial

Colors HOME

Color Names

Color Values

Color Groups

Color Shades

Color Picker

Color Mixer

Color Converter

Color RGB

Color HEX

Color HSL

Color HWB

Color CMYK

Color NCol

Color Standards

Colors USA

Colors UK

Colors Australia

Colors RAL

Colors NBS

Colors NCS


Colors Crayola

Colors Resene

Colors XKCD

Colors Trends

Pick a Color:




Or Enter a Color:

Colorvalue

OK

Or Use HTML5:



Selected Color:

Black Text

Shadow

White Text

Shadow

#33cc33

rgb(51, 204, 51)

hsl(120, 60%, 50%)

Lighter / Darker:

100%	#ffffff
95%	#ebfaeb
90%	#d6f5d6
85%	#c2f0c2
80%	#adebad
75%	#99e699
70%	#85e085
65%	#70db70
60%	#5cd65c
55%	#47d147
50%	#33cc33
45%	#2eb82e
40%	#29a329
35%	#248f24
30%	#1f7a1f
25%	#196619
20%	#145214
15%	#0f3d0f
10%	#0a290a
5%	#051405
0%	#000000

W3SCHOOLS

EXAMS

HTML, CSS,
JavaScript, PHP,
jQuery, and XML
Certifications

COLOR PICKER

how to code

HTML Color Picker

www.w3schools.com/colors/colors_picker.asp

HTMLCSSJAVASCRIPTSQLPHPBOOTSTRAPTUTORIALSREFERENCES

Colors Tutorial

Colors HOME

Color Names

Color Values

Color Groups

Color Shades

Color Picker

Color Mixer

Color Converter

Color RGB

Color HEX

Color HSL

Color HWB

Color CMYK

Color NCol

Color Standards

Colors USA

Colors UK

Colors Australia

Colors RAL

Colors NBS

Colors NCS


Colors Crayola

Colors Resene

Colors XKCD

Colors Trends

Pick a Color:



Or Enter a Color:

ColorvalueOK

Or Use HTML5:

Hue

Selected Color:

Black Text

Shadow

White Text

Shadow

#ff99ff

rgb(255, 153, 255)

hsl(300, 100%, 80%)

Lighter / Darker:

100%	#ffffff
95%	#ffe6ff
90%	#ffc0ff
85%	#ffb3ff
80%	#ff99ff
75%	#ff80ff
70%	#ff66ff
65%	#ff4dff
60%	#ff33ff
55%	#ff1aff
50%	#ff00ff
45%	#e600e6
40%	#cc00cc
35%	#b300b3
30%	#990099
25%	#800080
20%	#660066
15%	#4d004d
10%	#330033
5%	#1a001a
0%	#000000

W3SCHOOLS EXAMS

HTML, CSS, JavaScript, PHP, jQuery, and XML Certifications

COLOR PICKER

HTML Color Picker

www.w3schools.com/colors/colors_picker.asp

HTMLCSSJAVASCRIPTSQLPHPBOOTSTRAPTUTORIALSREFERENCES

Colors Tutorial

Colors HOME

Color Names

Color Values

Color Groups

Color Shades

Color Picker

Color Mixer

Color Converter

Color RGB

Color HEX

Color HSL

Color HWB

Color CMYK

Color NCol

Color Standards

Colors USA

Colors UK

Colors Australia

Colors RAL

Colors NBS

Colors NCS

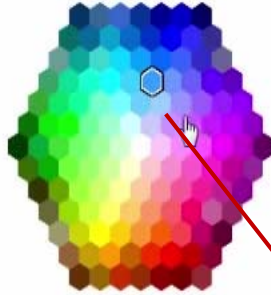
Colors Crayola

Colors Resene

Colors XKCD

Colors Trends

Pick a Color:



Or Enter a Color:

Or Use HTML5:

Hue

Selected Color:

Black Text

Shadow

White Text

Shadow

#3399ff

rgb(51, 153, 255)

hsl(210, 100%, 60%)

Lighter / Darker:

100%	#ffffff
95%	#e6f2ff
90%	#cce6ff
85%	#b3d9ff
80%	#99ccff
75%	#80bfff
70%	#66b3ff
65%	#4da6ff
60%	#3399ff
55%	#1a8cff
50%	#0080ff
45%	#0073e6
40%	#0066cc
35%	#0059b3
30%	#004d99
25%	#004080
20%	#003366
15%	#00264d
10%	#001a33
5%	#000d1a
0%	#000000

W3SCHOOLS EXAMS

HTML, CSS, JavaScript, PHP, jQuery, and XML Certifications

COLOR PICKER

HTML Color Picker

www.w3schools.com/colors/colors_picker.asp

HTMLCSSJAVASCRIPTSQLPHPBOOTSTRAPTUTORIALSREFERENCES

Colors Tutorial

Colors HOME

Color Names

Color Values

Color Groups

Color Shades

Color Picker

Color Mixer

Color Converter

Color RGB

Color HEX

Color HSL

Color HWB

Color CMYK

Color NCol

Color Standards

Colors USA

Colors UK

Colors Australia

Colors RAL

Colors NBS

Colors NCS


Colors Crayola

Colors Resene

Colors XKCD

Colors Trends

Pick a Color:



Or Enter a Color:

ColorvalueOK

Or Use HTML5:

Hue

Selected Color:

Black Text

Shadow

White Text

Shadow

#cc66ff

rgb(204, 102, 255)

hsl(280, 100%, 70%)

Lighter / Darker:

100%	#ffffff
95%	#f7e6ff
90%	#eeccff
85%	#e6b3ff
80%	#dd99ff
75%	#d580ff
70%	#cc66ff
65%	#c44dff
60%	#bb33ff
55%	#b31aff
50%	#aa00ff
45%	#9900e6
40%	#8800cc
35%	#7700b3
30%	#660099
25%	#550080
20%	#440066
15%	#33004d
10%	#220033
5%	#11001a
0%	#000000

W3SCHOOLS EXAMS

HTML, CSS, JavaScript, PHP, jQuery, and XML Certifications

COLOR PICKER

```
C:\html-video\page1.html - Notepad++ [Administrator]
page1.html x
<html>
<head><title>Best Baby Animals Ever</title></head>
  <body bgcolor = "lightblue">
    <h1>Welcome to my hobby pet site</h1>
    <h2><font color = "#cc66ff">Welcome to my hobby pet site</font></h2>
    <h3>Welcome to my hobby pet site</h3>
    <h4>Welcome to my hobby pet site</h4>
    <strong>This is my <u>first</u> web site ever</strong>.<br />
    <hr />
    <!-- strong tag stands for bold -->
    <em>It's going to be about baby animals</em>.
    At the same time I'm going to learn how to code HTML, this is very cool!

    <ol>
      <li>Kitten</li>
      <li>Elephant</li>
      <li>Piglet</li>
    </ol>
  </body>
</html>
```



```
C:\html-video\page1.html - Notepad++ [Administrator]
page1.html
<html>
<head><title>Best Baby Animals Ever</title></head>
  <body bgcolor = "lightblue">
    <h1>Welcome to my hobby pet site</h1>
    <h2><font color = "#cc66ff">Welcome to my hobby pet site</font></h2>
    <h3>Welcome to my hobby pet site</h3>
    <h4>Welcome to my hobby pet site</h4>
    <strong>This is my <u>first</u> web site ever</strong>.<br />
    <hr />
    <!-- strong tag stands for bold -->
    <em>It's going to be about baby animals</em>.
    At the same time I'm going to learn how to code HTML, this is very cool!

    <ol>
      <li>Kitten</li>
      <li>Elephant</li>
      <li>Piglet</li>
    </ol>
  </body>
</html>
```




```
C:\html-video\page1.html - Notepad++ [Administrator]
page1.html x
<html>
<head><title>Best Baby Animals Ever</title></head>
<body bgcolor = "lightblue">
<h1>Welcome to my hobby pet site</h1>
<h2><font color = "#cc66ff">Welcome to my hobby pet site</font></h2>
<h3>Welcome to my hobby pet site</h3>
<h4>Welcome to my hobby pet site</h4>
<strong>This is my <u>first</u> web site ever</strong>.<br />
<hr />
<!-- strong tag stands for bold -->
<em>It's going to be about baby animals</em>.
At the same time I'm going to learn how to code HTML, this is very cool!

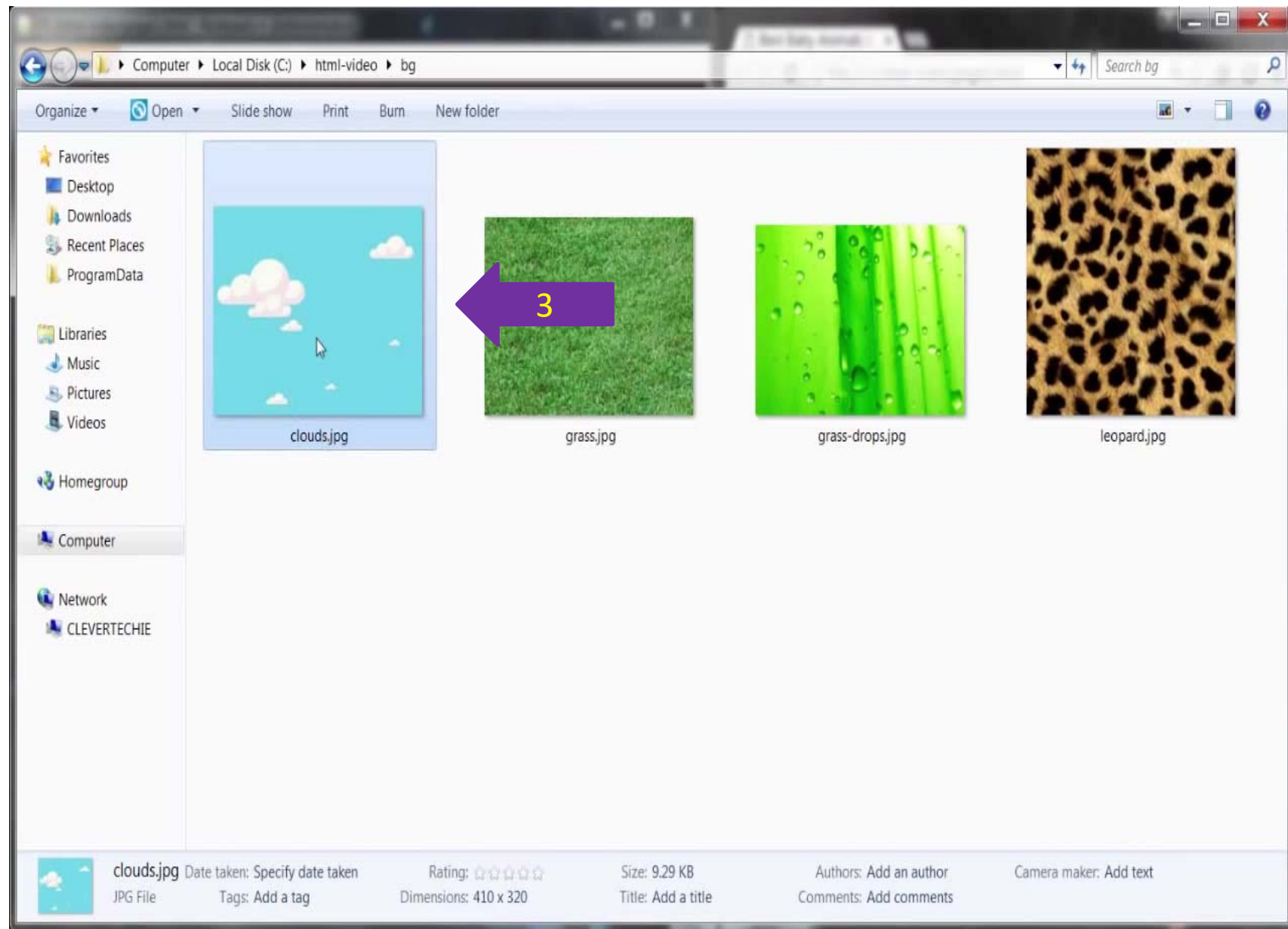
<ol>
<li>Kitten</li>
<li>Elephant</li>
<li>Piglet</li>
</ol>
</body>
</html>
```



```
*C:\html-video\page1.html - Notepad++ [Administrator]
page1.html x
<html>
<head><title>Best Baby Animals Ever</title></head>
<body background = ""
<h1>Welcome to my hobby pet site</h1>
<h2><font color = "#cc66ff">Welcome to my hobby pet site</font></h2>
<h3>Welcome to my hobby pet site</h3>
<h4>Welcome to my hobby pet site</h4>
<strong>This is my <u>first</u> web site ever</strong>.<br />
<hr />
<!-- strong tag stands for bold -->
<em>It's going to be about baby animals</em>.
At the same time I'm going to learn how to code HTML, this is very cool!

<ol>
<li>Kitten</li>
<li>Elephant</li>
<li>Piglet</li>
</ol>
</body>
</html>
```





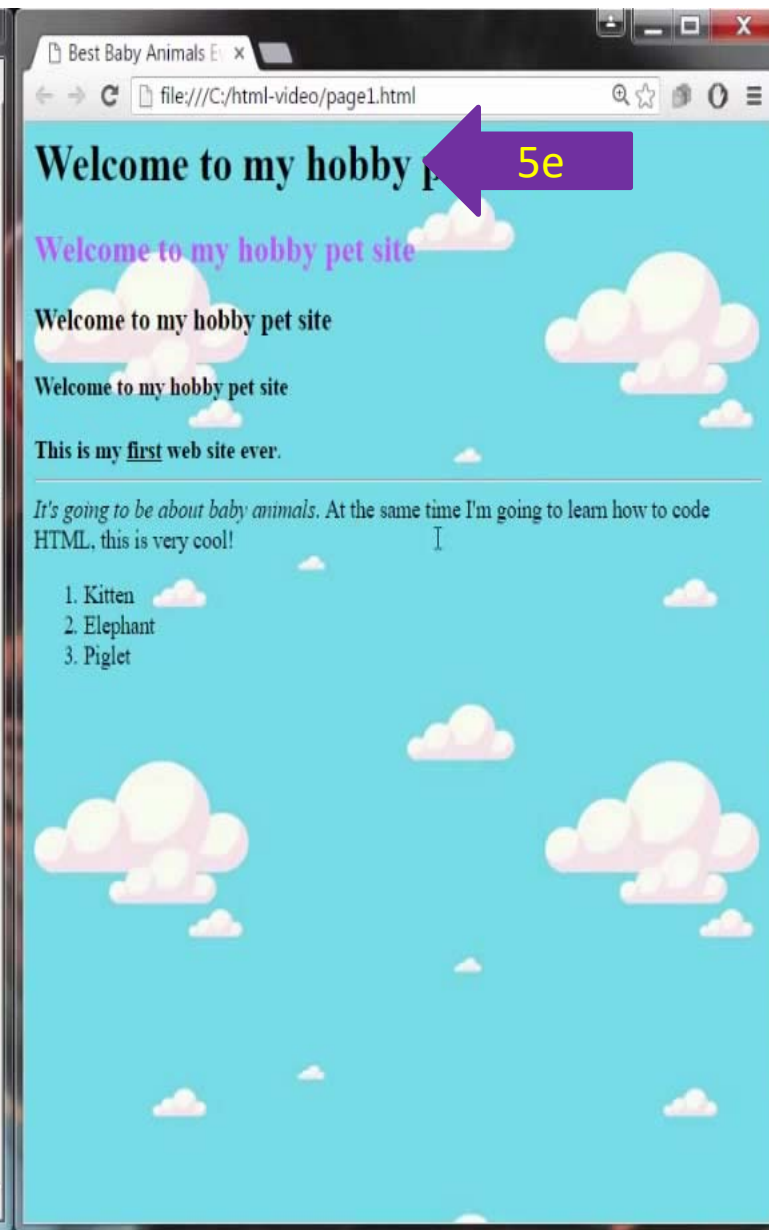

```
C:\html-video\page1.html - Notepad++ [Administrator]
page1.html x
<html>
<head><title>Best Baby Animals Ever</title></head>
<body background = "bg/clouds.jpg">
  <h1>Welcome to my hobby pet site</h1>
  <h2><font color = "#cc66ff">Welcome to my hobby pet site</font></h2>
  <h3>Welcome to my hobby pet site</h3>
  <h4>Welcome to my hobby pet site</h4>
  <strong>This is my <u>first</u> web site ever</strong>.<br />
  <hr />
  <!-- strong tag stands for bold -->
  <em>It's going to be about baby animals</em>.
  At the same time I'm going to learn how to code HTML, this is very cool!

  <ol>
    <li>Kitten</li>
    <li>Elephant</li>
    <li>Piglet</li>
  </ol>
</body>
</html>
```



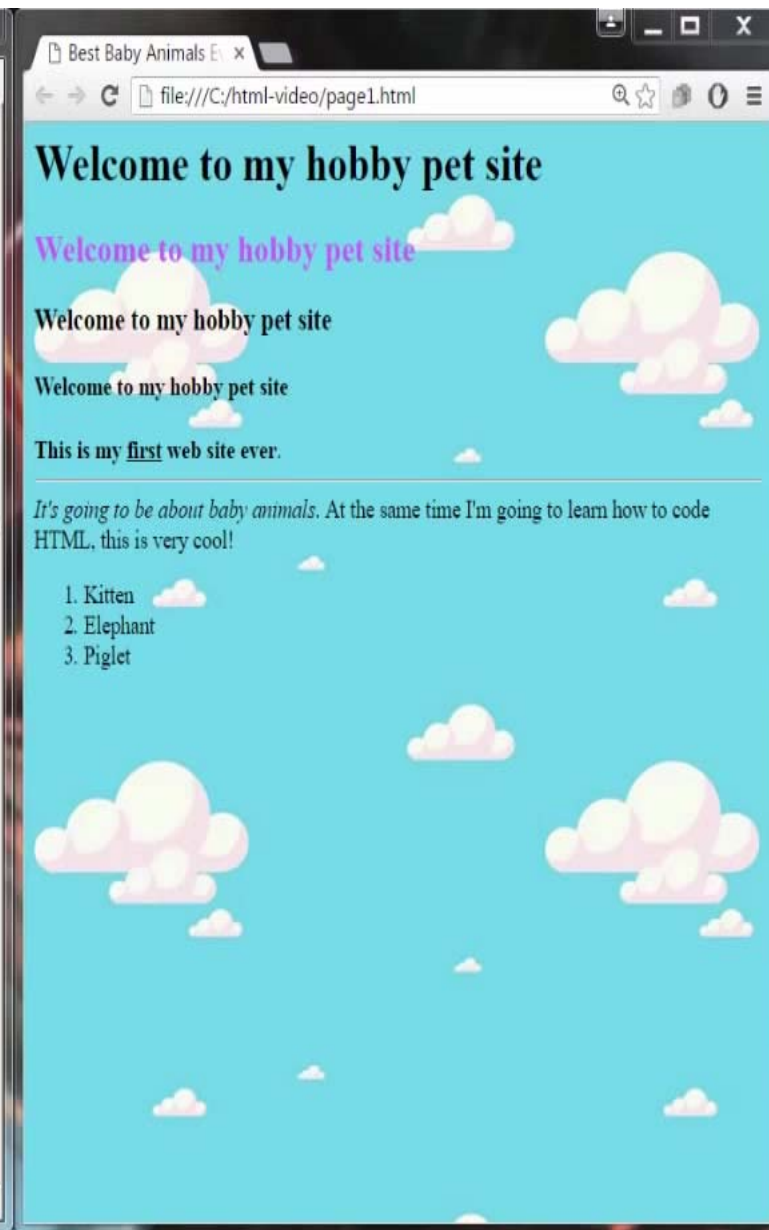
```
C:\html-video\page1.html - Notepad++ [Administrator]
page1.html
<html>
<head><title>Best Baby Animals Ever</title></head>
<body background = "bg/clouds.jpg">
<h1>Welcome to my hobby pet site</h1>
<h2><font color = "#cc66ff">Welcome to my hobby pet site</font></h2>
<h3>Welcome to my hobby pet site</h3>
<h4>Welcome to my hobby pet site</h4>
<strong>This is my <u>first</u> web site ever</strong>.<br />
<hr />
<!-- strong tag stands for bold -->
<em>It's going to be about baby animals</em>.
At the same time I'm going to learn how to code HTML, this is very cool!

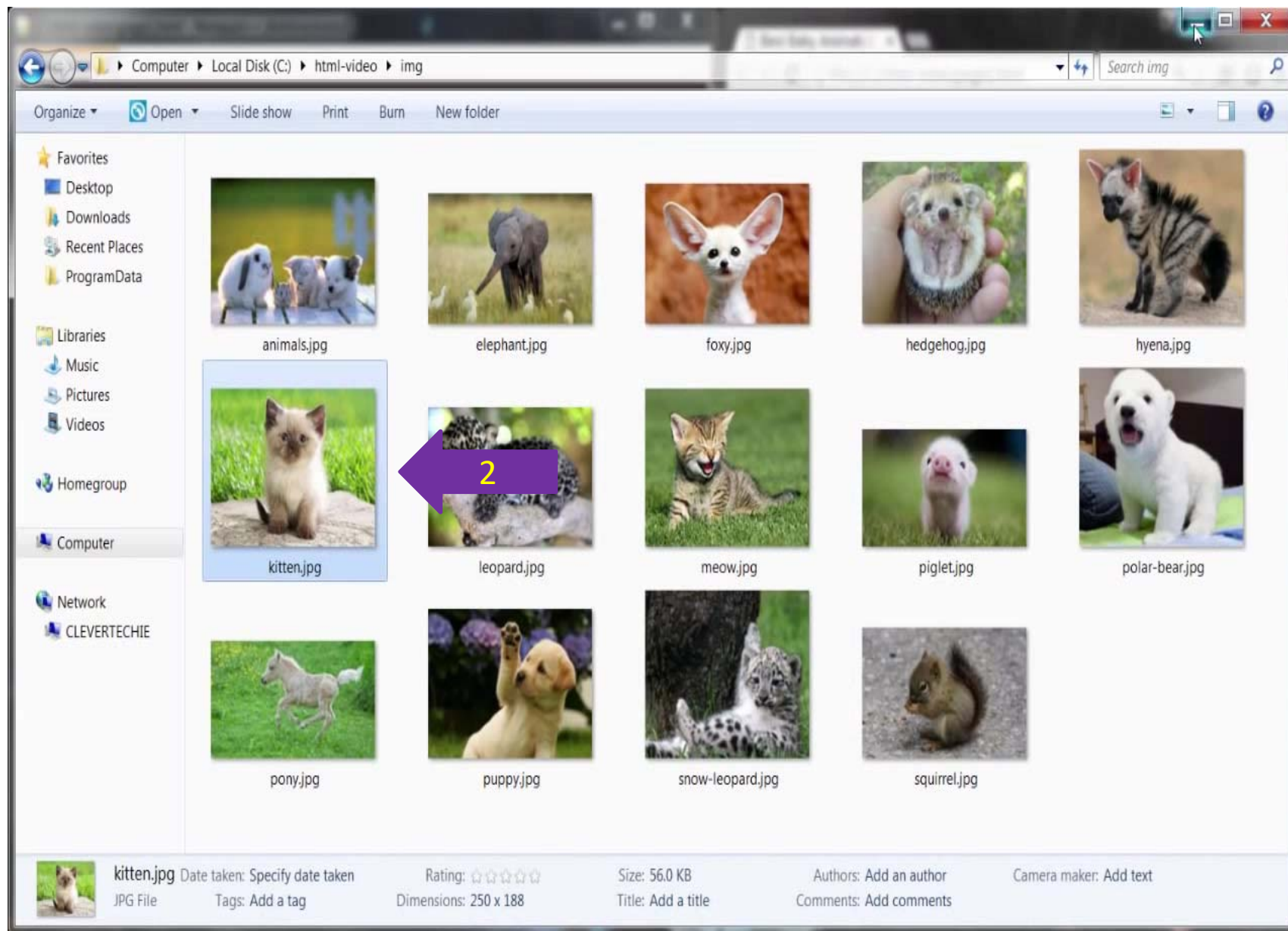
<ol>
<li>Kitten</li>
<li>Elephant</li>
<li>Piglet</li>
</ol>
</body>
</html>
```



```
C:\html-video\page1.html - Notepad++ [Administrator]
page1.html x
<html>
<head><title>Best Baby Animals Ever</title></head>
  <body background = "bg/clouds.jpg">
    <h1>Welcome to my hobby pet site</h1>
    <h2><font color = "#cc66ff">Welcome to my hobby pet site</font></h2>
    <h3>Welcome to my hobby pet site</h3>
    <h4>Welcome to my hobby pet site</h4>
    <strong>This is my <u>first</u> web site ever</strong>.<br />
    <hr />
    <img src = "" />
    <!-- strong tag stands for bold -->
    <em>It's going to be about baby animals</em>.
    At the same time I'm going to learn how to code HTML, this is very cool!

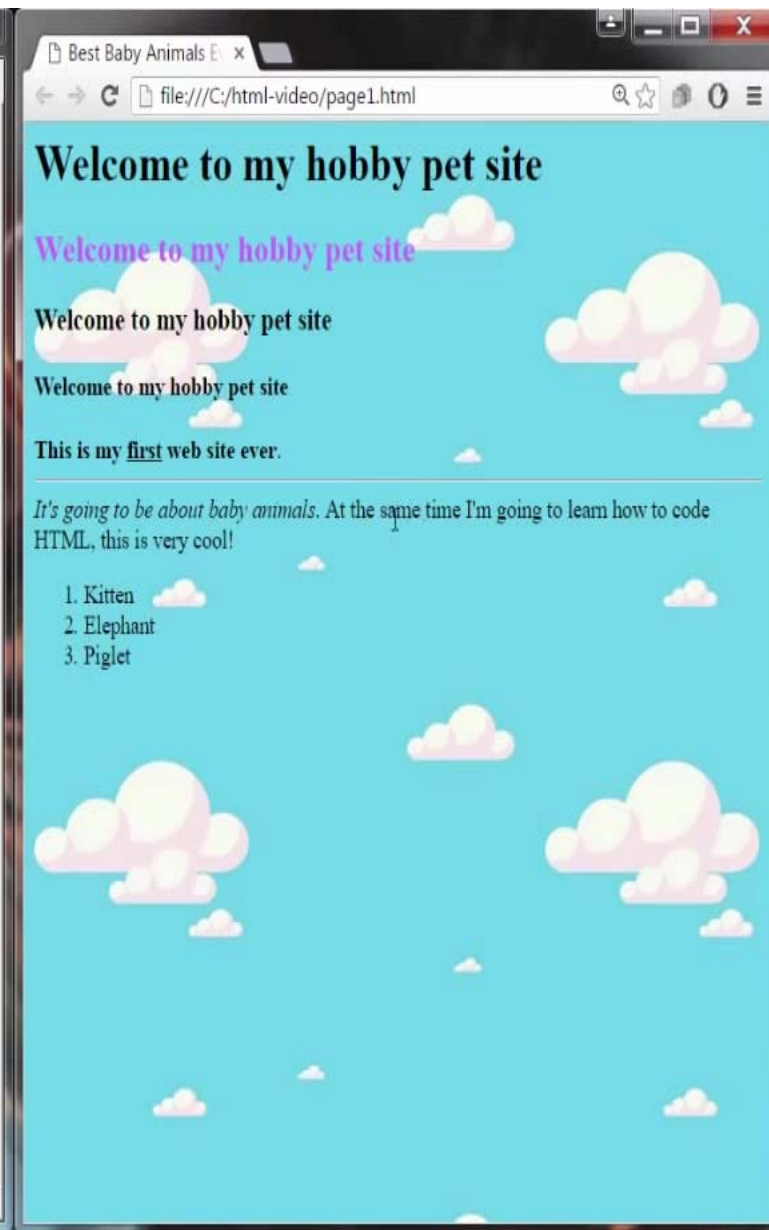
    <ol>
      <li>Kitten</li>
      <li>Elephant</li>
      <li>Piglet</li>
    </ol>
  </body>
</html>
```





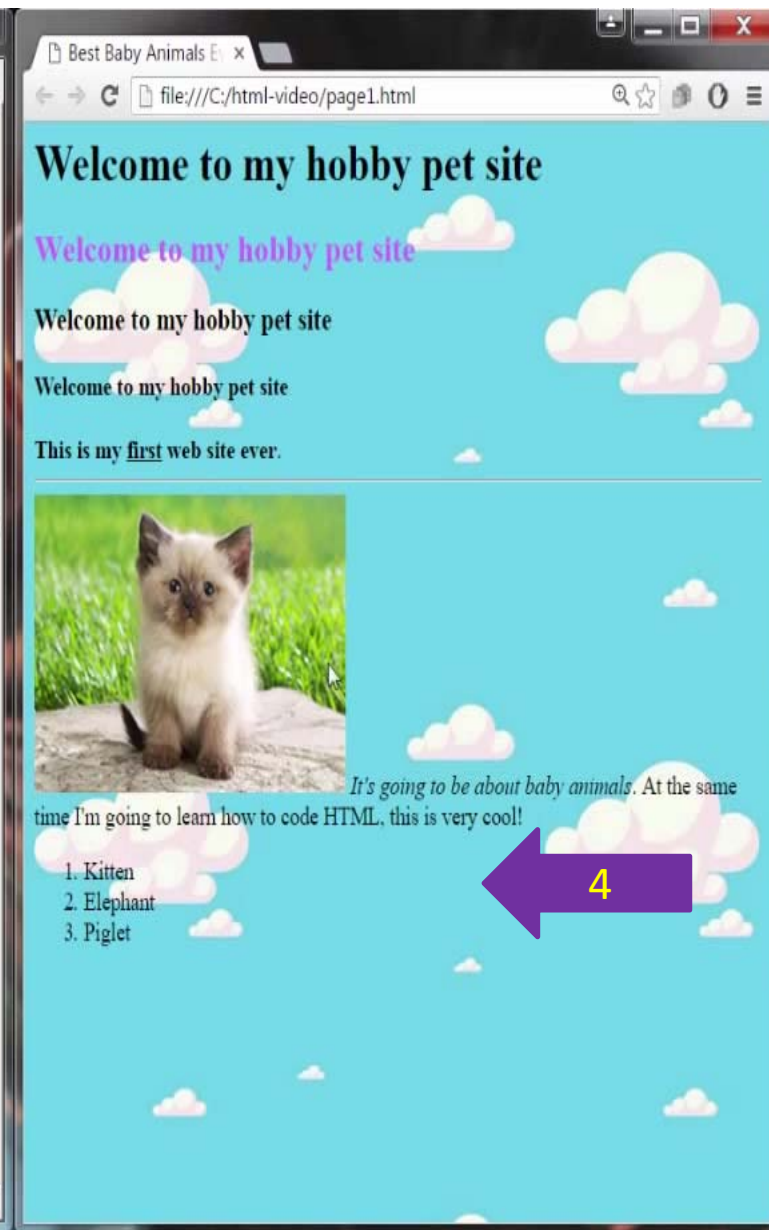

```
C:\html-video\page1.html - Notepad++ [Administrator]
page1.html x
<html>
<head><title>Best Baby Animals Ever</title></head>
  <body background = "bg/clouds.jpg">
    <h1>Welcome to my hobby pet site</h1>
    <h2><font color = "#cc66ff">Welcome to my hobby pet site</font></h2>
    <h3>Welcome to my hobby pet site</h3>
    <h4>Welcome to my hobby pet site</h4>
    <strong>This is my <u>first</u> web site ever</strong>.<br />
    <hr />
    <img src = "img/kitten.jpg" />
    <!-- strong tag stands for bold -->
    <em>It's going to be about baby animals</em>.
    At the same time I'm going to learn how to code HTML, this is very cool!

    <ol>
      <li>Kitten</li>
      <li>Elephant</li>
      <li>Piglet</li>
    </ol>
  </body>
</html>
```



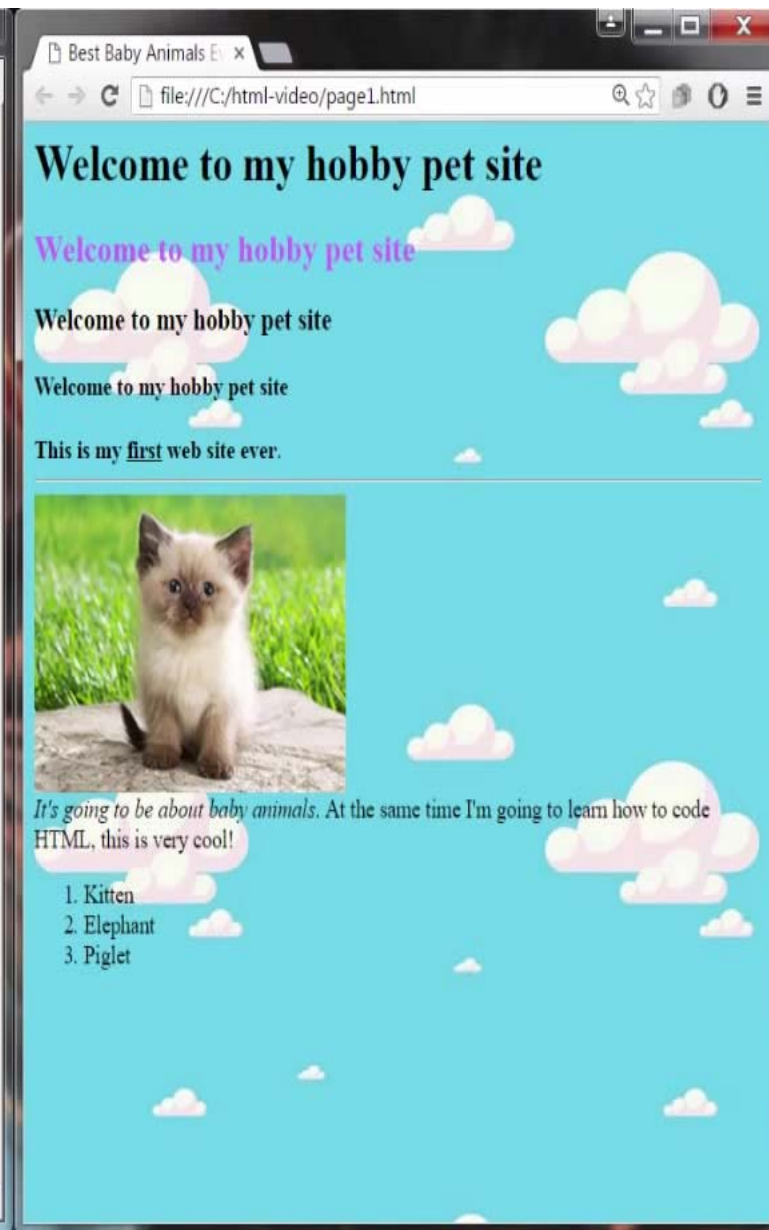
```
C:\html-video\page1.html - Notepad++ [Administrator]
page1.html x
<html>
<head><title>Best Baby Animals Ever</title></head>
  <body background = "bg/clouds.jpg">
    <h1>Welcome to my hobby pet site</h1>
    <h2><font color = "#cc66ff">Welcome to my hobby pet site</font></h2>
    <h3>Welcome to my hobby pet site</h3>
    <h4>Welcome to my hobby pet site</h4>
    <strong>This is my <u>first</u> web site ever</strong>.<br />
    <hr />
    <img src = "img/kitten.jpg" />
    <!-- strong tag stands for bold -->
    <em>It's going to be about baby animals</em>.
    At the same time I'm going to learn how to code HTML, this is very cool!

    <ol>
      <li>Kitten</li>
      <li>Elephant</li>
      <li>Piglet</li>
    </ol>
  </body>
</html>
```



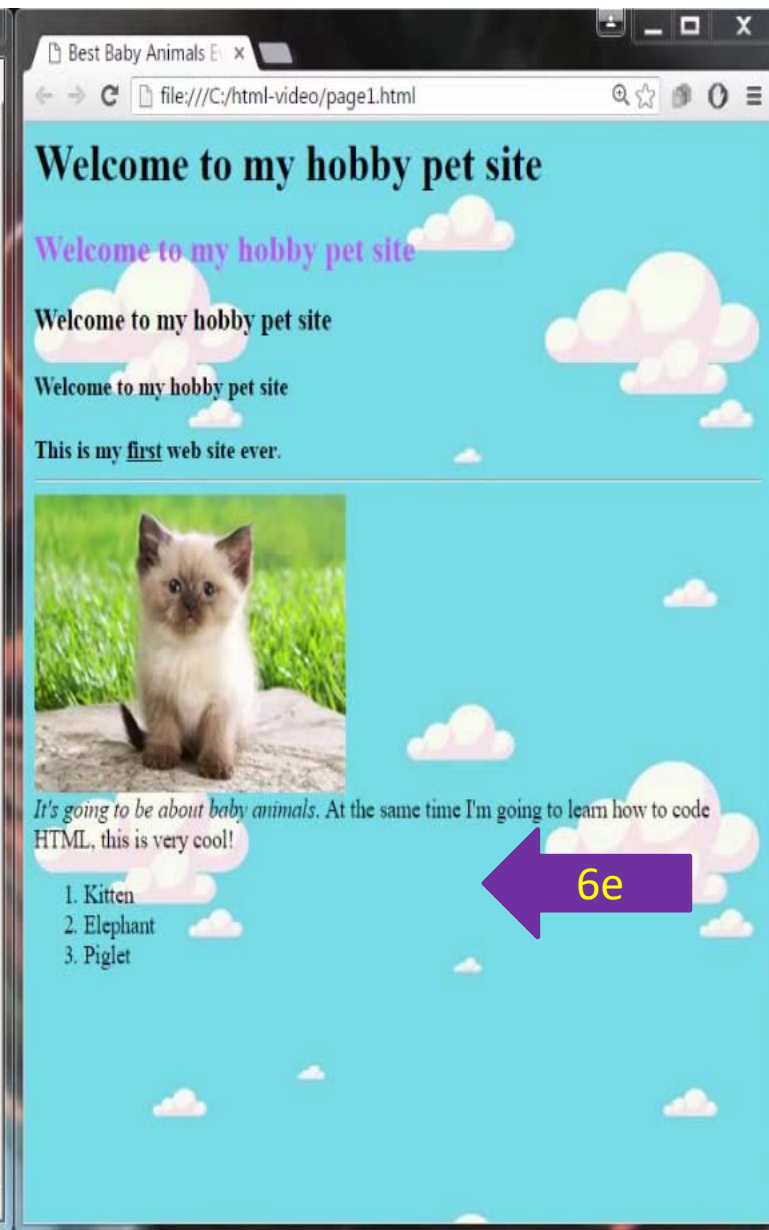
```
C:\html-video\page1.html - Notepad++ [Administrator]
page1.html
<html>
<head><title>Best Baby Animals Ever</title></head>
  <body background = "bg/clouds.jpg">
    <h1>Welcome to my hobby pet site</h1>
    <h2><font color = "#cc66ff">Welcome to my hobby pet site</font></h2>
    <h3>Welcome to my hobby pet site</h3>
    <h4>Welcome to my hobby pet site</h4>
    <strong>This is my <u>first</u> web site ever</strong>.<br />
    <hr />
    <img src = "img/kitten.jpg" /><br />
    <!-- strong tag stands for bold -->
    <em>It's going to be about baby animals</em>.
    At the same time I'm going to learn how to code HTML, this is very cool!

    <ol>
      <li>Kitten</li>
      <li>Elephant</li>
      <li>Piglet</li>
    </ol>
  </body>
</html>
```




```
C:\html-video\page1.html - Notepad++ [Administrator]
page1.html x
<html>
<head><title>Best Baby Animals Ever</title></head>
  <body background = "bg/clouds.jpg">
    <h1>Welcome to my hobby pet site</h1>
    <h2><font color = "#cc66ff">Welcome to my hobby pet site</font></h2>
    <h3>Welcome to my hobby pet site</h3>
    <h4>Welcome to my hobby pet site</h4>
    <strong>This is my <u>first</u> web site ever</strong>.<br />
    <hr />
    <img src = "img/kitten.jpg" /><br />
    <!-- strong tag stands for bold -->
    <em>It's going to be about baby animals</em>.
    At the same time I'm going to learn how to code HTML, this is very cool!

    <ol>
      <li>Kitten</li>
      <li>Elephant</li>
      <li>Piglet</li>
    </ol>
  </body>
</html>
```




```
*C:\html-video\page1.html - Notepad++ [Administrator]
page1.html
<html>
<head><title>Best Baby Animals Ever</title></head>
  <body background = "bg/clouds.jpg">
    <h1>Welcome to my hobby pet site</h1>
    <h2><font color = "#cc66ff">Welcome to my hobby pet site</font></h2>
    <h3>Welcome to my hobby pet site</h3>
    <h4>Welcome to my hobby pet site</h4>
    <strong>This is my <u>first</u> web site ever</strong> <br />
    <a href = "http://www.animalcenter.org/adoptions/kitten-happy-hour/">
    <hr />
    <img src = "img/kitten.jpg" /><br />
    <!-- strong tag stands for bold -->
    <em>It's going to be about baby animals</em>.
    At the same time I'm going to learn how to code HTML, this is very cool!

    <ol>
      <li>Kitten</li>
      <li>Elephant</li>
      <li>Piglet</li>
    </ol>
  </body>
</html>
```



```
C:\html-video\page1.html - Notepad++ [Administrator]
page1.html x
<html>
<head><title>Best Baby Animals Ever</title></head>
  <body background = "bg/clouds.jpg">
    <h1>Welcome to my hobby pet site</h1>
    <h2><font color = "#cc66ff">Welcome to my hobby pet site</font></h2>
    <h3>Welcome to my hobby pet site</h3>
    <h4>Welcome to my hobby pet site</h4>
    <strong>This is my <u>first</u> web site ever</strong> <br />
    <a href = "http://www.animalcenter.org/adoptions/kitten-happy-hour/">
    Go to Animal Center to Adopt a Kitten </a>

    <hr />
    <img src = "img/kitten.jpg" /><br />
    <!-- strong tag stands for bold -->
    <em>It's going to be about baby animals</em>.
    At the same time I'm going to learn how to code HTML, this is very co

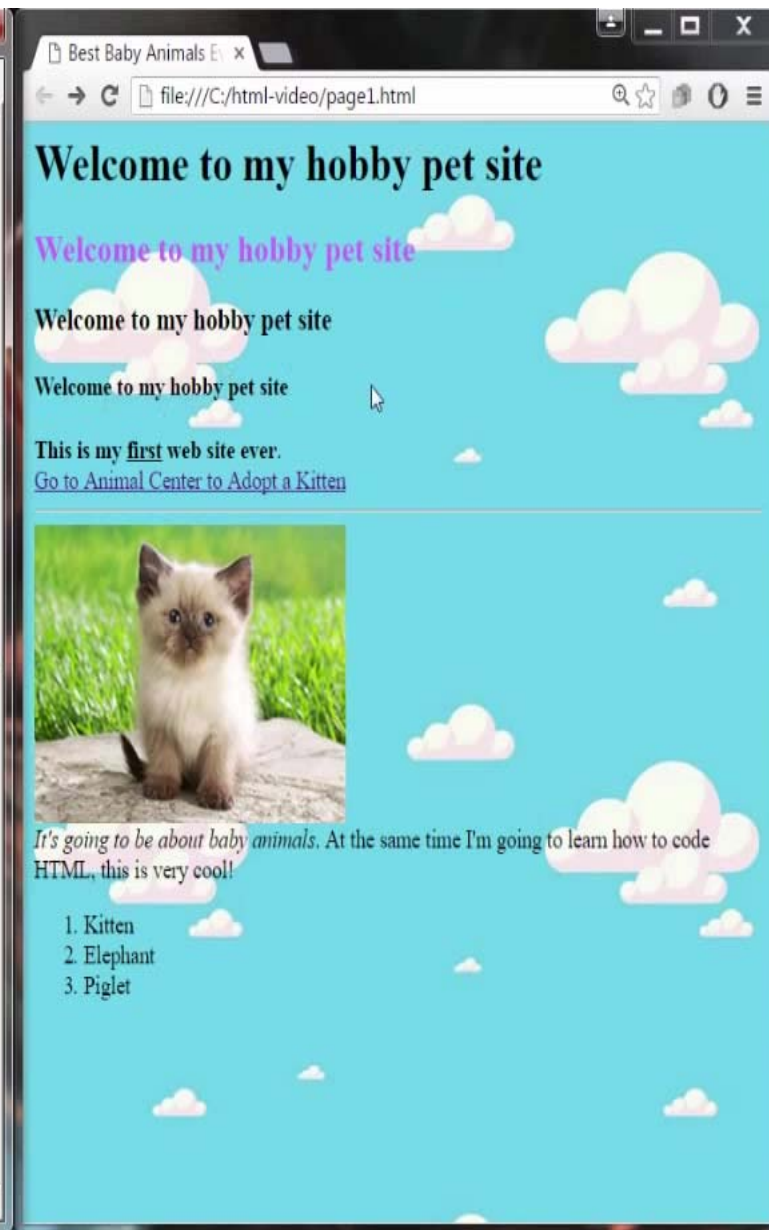
    <ol>
      <li>Kitten</li>
      <li>Elephant</li>
      <li>Piglet</li>
    </ol>
  </body>
</html>
```



```
C:\html-video\page1.html - Notepad++ [Administrator]
page1.html x
<html>
<head><title>Best Baby Animals Ever</title></head>
  <body background = "bg/clouds.jpg">
    <h1>Welcome to my hobby pet site</h1>
    <h2><font color = "#cc66ff">Welcome to my hobby pet site</font></h2>
    <h3>Welcome to my hobby pet site</h3>
    <h4>Welcome to my hobby pet site</h4>
    <strong>This is my <u>first</u> web site ever.</strong><br />
    <a href = "http://www.animalcenter.org/adoptions/kitten-happy-hour/"
    target = "_blank">
    Go to Animal Center to Adopt a Kitten</a>

    <hr />
    <img src = "img/kitten.jpg" /><br />
    <!-- strong tag stands for bold -->
    <em>It's going to be about baby animals</em>.
    At the same time I'm going to learn how to code HTML, this is very cool!

    <ol>
      <li>Kitten</li>
      <li>Elephant</li>
      <li>Piglet</li>
    </ol>
  </body>
</html>
```




```
C:\html-video\page1.html - Notepad++ [Administrator]
page1.html x
<html>
<head><title>Best Baby Animals Ever</title></head>
  <body background = "bg/clouds.jpg">
    <h1>Welcome to my hobby pet site</h1>
    <h2><font color = "#cc66ff">Welcome to my hobby pet site</font></h2>
    <h3>Welcome to my hobby pet site</h3>
    <h4>Welcome to my hobby pet site</h4>
    <strong>This is my <u>first</u> web site ever</strong>.<br />
    <a href = "http://www.animalcenter.org/adoptions/kitten-happy-hour/"
    target = "_blank">
    Go to Animal Center to Adopt a Kitten</a>

    <hr />
    <img src = "img/kitten.jpg" /><br />
    <!-- strong tag stands for bold -->
    <em>It's going to be about baby animals</em>.
    At the same time I'm going to learn how to code HTML, this is very cool!

    <ol>
      <li>Kitten</li>
      <li>Elephant</li>
      <li>Piglet</li>
    </ol>
  </body>
</html>
```



```
C:\html-video\page1.html - Notepad++ [Administrator]
page1.html x
<html>
<head><title>Best Baby Animals Ever</title></head>
<body background = "bg/clouds.jpg">
<h1>Welcome to my hobby pet site</h1>
<h2><font color = "#cc66ff">Welcome to my hobby pet site</font></h2>
<h3>Welcome to my hobby pet site</h3>
<h4>Welcome to my hobby pet site</h4>
<strong>This is my <u>first</u> web site ever</strong>.<br />
<a href = "http://www.animalcenter.org/adoptions/kitten-happy-hour/"
target = "_blank">
Go to Animal Center to Adopt a Kitten</a>

<hr />
<img src = "img/kitten.jpg" /><br />
<!-- strong tag stands for bold -->
<em>It's going to be about baby animals</em>.
At the same time I'm going to learn how to code HTML, this is very co

<ol>
<li>Kitten</li>
<li>Elephant</li>
<li>Piglet</li>
</ol>
</body>
</html>
```



```
*C:\html-video\page1.html - Notepad++ [Administrator]
page1.html
<html>
<head><title>Best Baby Animals Ever</title></head>
  <body background = "bg/clouds.jpg">
    <h1>Welcome to my hobby pet site</h1>
    <h2><font color = "#cc66ff">Welcome to my hobby pet site</font></h2>
    <h3>Welcome to my hobby pet site</h3>
    <h4>Welcome to my hobby pet site</h4>
    <strong>This is my <u>first</u> web site ever</strong>.<br />
    <a href = "http://www.animalcenter.org/adoptions/kitten-happy-hour/"
    target = "_blank">
    Go to Animal Center to Adopt a Kitten</a>

    <hr />
    <img src = "img/kittens.jpg" alt = "Kitten" title = "Meow" /><br />
    <!-- strong tag stands for bold -->
    <em>It's going to be about baby animals</em>.
    At the same time I'm going to learn how to code HTML, this is very cool!

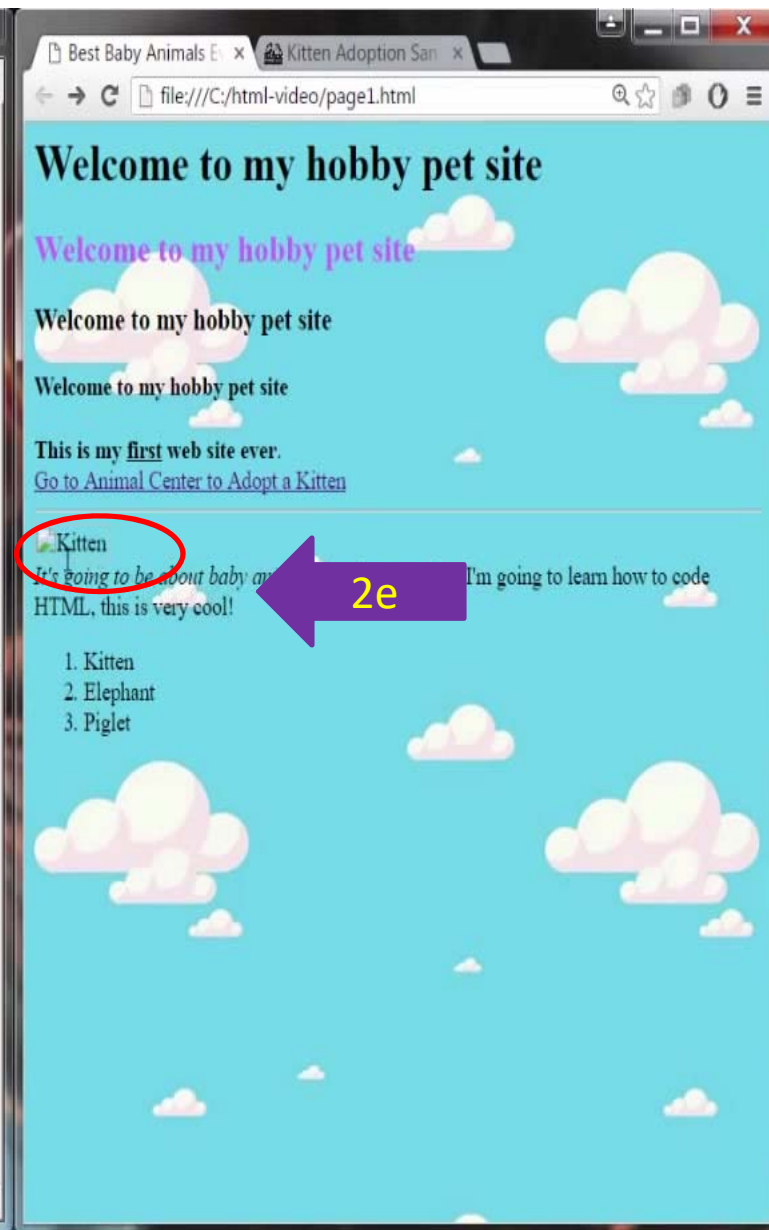
    <ol>
      <li>Kitten</li>
      <li>Elephant</li>
      <li>Piglet</li>
    </ol>
  </body>
</html>
```




```
C:\html-video\page1.html - Notepad++ [Administrator]
page1.html
<html>
<head><title>Best Baby Animals Ever</title></head>
  <body background = "bg/clouds.jpg">
    <h1>Welcome to my hobby pet site</h1>
    <h2><font color = "#cc66ff">Welcome to my hobby pet site</font></h2>
    <h3>Welcome to my hobby pet site</h3>
    <h4>Welcome to my hobby pet site</h4>
    <strong>This is my <u>first</u> web site ever</strong>.<br />
    <a href = "http://www.animalcenter.org/adoptions/kitten-happy-hour/"
    target = "_blank">
    Go to Animal Center to Adopt a Kitten</a>

    <hr />
    <img src = "img/kittenss.jpg" alt = "Kitten" title = "Meow" /><br />
    <!-- strong tag stands for bold -->
    <em>It's going to be about baby animals</em>.
    At the same time I'm going to learn how to code HTML, this is very co

    <ol>
      <li>Kitten</li>
      <li>Elephant</li>
      <li>Piglet</li>
    </ol>
  </body>
</html>
```



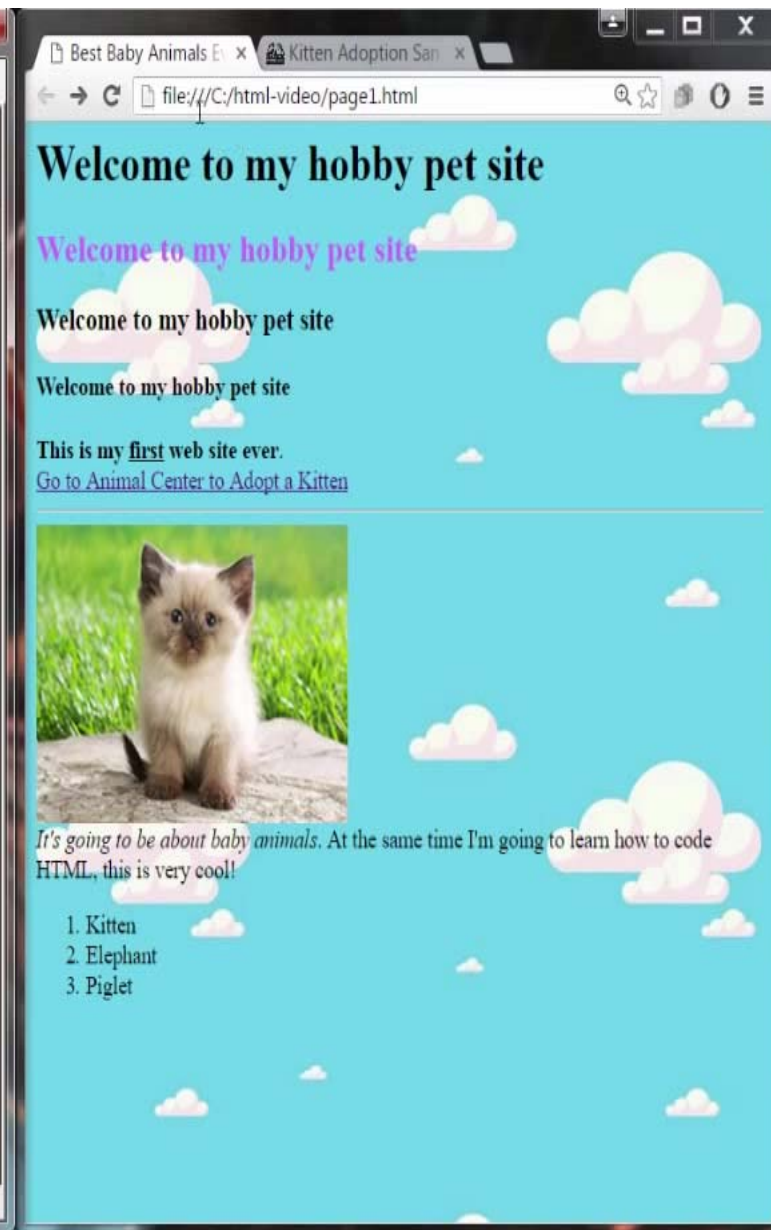
```
C:\html-video\page2.html - Notepad++ [Administrator]
page1.html x page2.html x
<html>
<head><title>Best Baby Animals Ever</title></head>
  <body background = "bg/clouds.jpg">
</body>
</html>
```

1

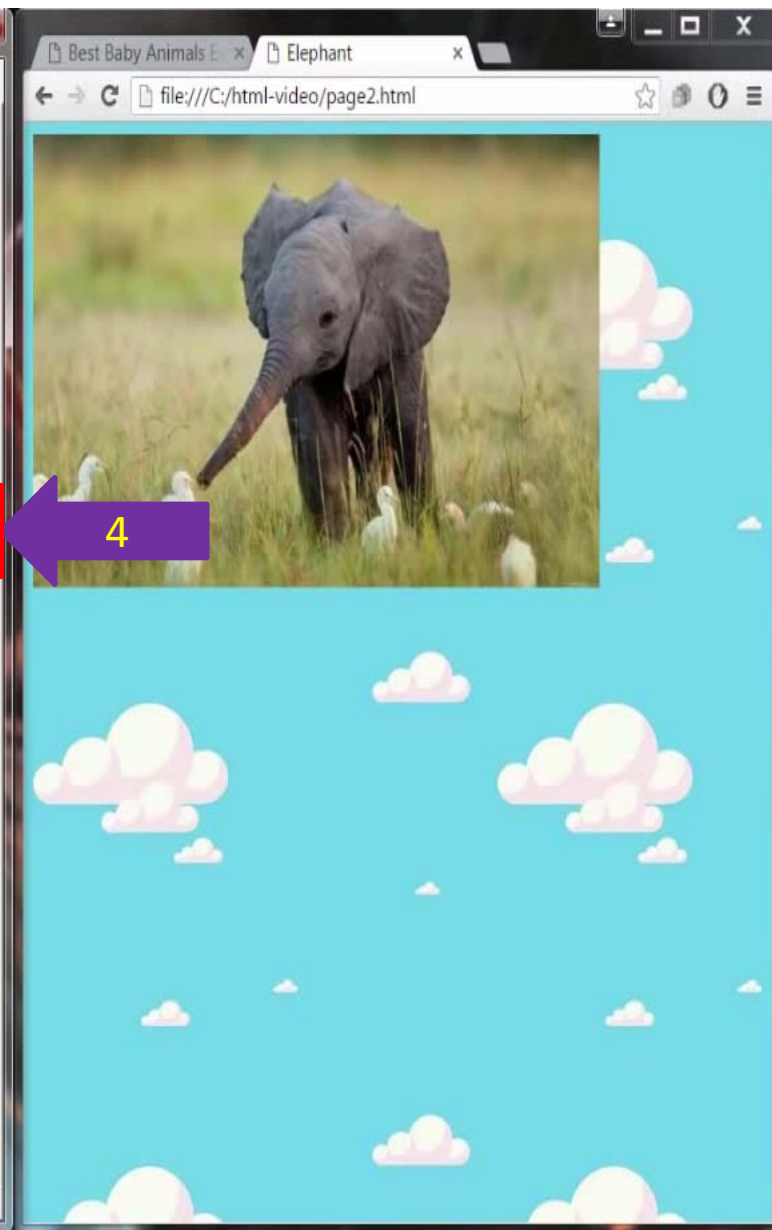
新檔




```
C:\html-video\page2.html - Notepad++ [Administrator]
page1.html x page2.html x
<html>
<head><title>Best Baby Animals Ever</title></head>
<body background = "hg/clouds.jpg">
  <img src = "img/elephant.jpg">
</body>
</html>
```



```
*C:\html-video\page1.html - Notepad++ [Administrator]
page1.html x page2.html x
<html>
<head><title>Best Baby Animals Ever</title></head>
  <body background = "bg/clouds.jpg">
    <h1>Welcome to my hobby pet site</h1>
    <h2><font color = "#cc66ff">Welcome to my hobby pet site</font></h2>
    <h3>Welcome to my hobby pet site</h3>
    <h4>Welcome to my hobby pet site</h4>
    <strong>This is my <u>first</u> web site ever</strong>.<br />
    <a href = "http://www.animalcenter.org/adoptions/kitten-happy-hour/"
    target = "_blank">
    Go to Animal Center to Adopt a Kitten</a>
    <a href = "page2.html">Visit my friend elephant</a>
  <hr />
  <img src = "img/kitten.jpg" alt = "Kitten" title = "Meow" /><br />
  <!-- strong tag stands for bold -->
  <em>It's going to be about baby animals</em>.
  At the same time I'm going to learn how to code HTML, this is very co
  <ol>
    <li>Kitten</li>
    <li>Elephant</li>
    <li>Piglet</li>
  </ol>
</body>
</html>
```



```
C:\html-video\page1.html - Notepad++ [Administrator]
page1.html x page2.html x
<html>
<head><title>Best Baby Animals Ever</title></head>
  <body background = "bg/clouds.jpg">
    <h1>Welcome to my hobby pet site</h1>
    <h2><font color = "#cc66ff">Welcome to my hobby pet site</font></h2>
    <h3>Welcome to my hobby pet site</h3>
    <h4>Welcome to my hobby pet site</h4>
    <strong>This is my <u>first</u> web site ever.</strong><br />
    <a href = "http://www.animalcenter.org/adoptions/kitten-happy-hour/"
    target = "_blank">
      Go to Animal Center to Adopt a Kitten</a><br />

    <a href = "page2.html">Visit my friend elephant</a>

    <hr />
    <img src = "img/kitten.jpg" alt = "Kitten" title = "Meow" /><br />
    <!-- strong tag stands for bold -->
    <em>It's going to be about baby animals</em>.
    At the same time I'm going to learn how to code HTML, this is very co

    <ol>
      <li>Kitten</li>
      <li>Elephant</li>
      <li>Piglet</li>
    </ol>
  </body>
</html>
```




```
C:\html-video\page1.html - Notepad++ [Administrator]
page1.html x page2.html x
<html>
<head><title>Best Baby Animals Ever</title></head>
  <body background = "bg/clouds.jpg">
    <h1>Welcome to my hobby pet site</h1>
    <h2><font color = "#cc66ff">Welcome to my hobby pet site</font></h2>
    <h3>Welcome to my hobby pet site</h3>
    <h4>Welcome to my hobby pet site</h4>
    <strong>This is my <u>first</u> web site ever.<br />
    <a href = "http://www.animalcenter.org/adoptions/kitten-happy-hour/"
    target = "_blank">
    Go to Animal Center to Adopt a Kitten</a><br />

    <a href = "page2.html">Visit my friend elephant</a>

    <hr />
    <img src = "img/kitten.jpg" alt = "Kitten" title = "Meow" /><br />
    <!-- strong tag stands for bold -->
    <em>It's going to be about baby animals</em>.
    At the same time I'm going to learn how to code HTML, this is very co

  <ol>
    <li>Kitten</li>
    <li>Elephant</li>
    <li>Piglet</li>
  </ol>
</body>
</html>
```




```
C:\html-video\page1.html - Notepad++ [Administrator]
page1.html x page2.html x

<html>
<head><title>Best Baby Animals Ever</title></head>
  <body background = "bg/clouds.jpg">
    <h1>Welcome to my hobby pet site</h1>
    <h2><font color = "#cc66ff">Welcome to my hobby pet site</font></h2>
    <h3>Welcome to my hobby pet site</h3>
    <h4>Welcome to my hobby pet site</h4>

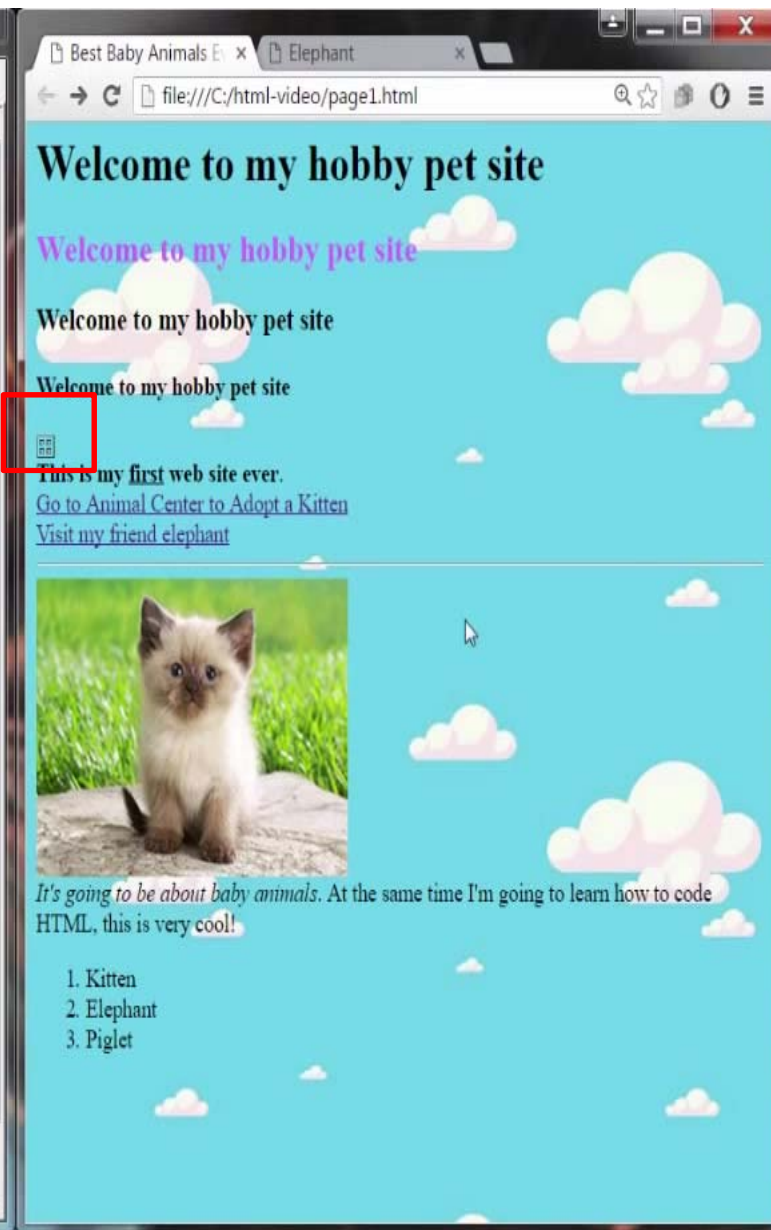
    <table border = "1">
      <tr><td></td><td></td></tr>
      <tr><td></td><td></td></tr>
    </table>

    <strong>This is my <u>first</u> web site ever</strong>.<br />
    <a href = "http://www.animalcenter.org/adoptions/kitten-happy-hour/"
    target = "_blank">
    Go to Animal Center to Adopt a Kitten</a><br />

    <a href = "page2.html">Visit my friend elephant</a>

    <hr />
    <img src = "img/kitten.jpg" alt = "Kitten" title = "Meow" /><br />
    <!-- strong tag stands for bold -->
    <em>It's going to be about baby animals</em>.
    At the same time I'm going to learn how to code HTML, this is very

    <ol>
      <li>Kitten</li>
      <li>Elephant</li>
      <li>Piglet</li>
    </ol>
  </body>
```




```
C:\html-video\page1.html - Notepad++ [Administrator]
page1.html x page2.html x
<html>
<head><title>Best Baby Animals Ever</title></head>
  <body background = "bg/clouds.jpg">
    <h1>Welcome to my hobby pet site</h1>
    <h2><font color = "#cc66ff">Welcome to my hobby pet site</font></h2>
    <h3>Welcome to my hobby pet site</h3>
    <h4>Welcome to my hobby pet site</h4>

    <table border = "1">
      <tr><td>Hyena</td><td>Puppy</td></tr>
      <tr><td>Leopard</td><td>Kitten</td></tr>
    </table>

    <strong>This is my <u>first</u> web site ever</strong>.<br />
    <a href = "http://www.animalcenter.org/adoptions/kitten-happy-hour/"
    target = "_blank">
    Go to Animal Center to Adopt a Kitten</a><br />

    <a href = "page2.html">Visit my friend elephant</a>

    <hr />
    <img src = "img/kitten.jpg" alt = "Kitten" title = "Meow" /><br />
    <!-- strong tag stands for bold -->
    <em>It's going to be about baby animals</em>.
    At the same time I'm going to learn how to code HTML, this is very

    <ol>
      <li>Kitten</li>
      <li>Elephant</li>
      <li>Piglet</li>
    </ol>
  </body>
```




```
C:\html-video\page1.html - Notepad++ [Administrator]
page1.html x page2.html x

<html>
<head><title>Best Baby Animals Ever</title></head>
  <body background = "bg/clouds.jpg">
    <h1>Welcome to my hobby pet site</h1>
    <h2><font color = "#cc66ff">Welcome to my hobby pet site</font></h2>
    <h3>Welcome to my hobby pet site</h3>
    <h4>Welcome to my hobby pet site</h4>

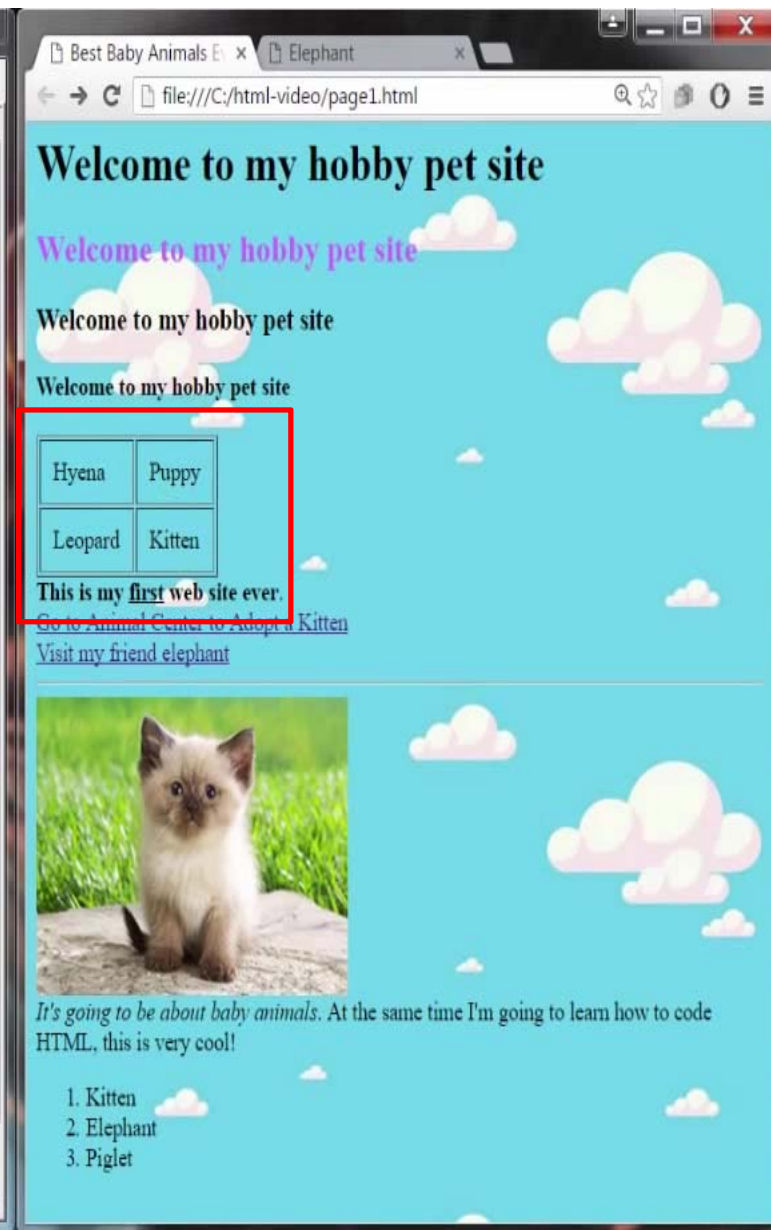
    <table border = "1" cellpadding = "10">
      <tr><td>Hyena</td><td>Puppy</td></tr>
      <tr><td>Leopard</td><td>Kitten</td></tr>
    </table>

    <strong>This is my <u>first</u> web site ever</strong>.<br />
    <a href = "http://www.animalcenter.org/adoptions/kitten-happy-hour/"
    target = "_blank">
    Go to Animal Center to Adopt a Kitten</a><br />

    <a href = "page2.html">Visit my friend elephant</a>

    <hr />
    <img src = "img/kitten.jpg" alt = "Kitten" title = "Meow" /><br />
    <!-- strong tag stands for bold -->
    <em>It's going to be about baby animals</em>.
    At the same time I'm going to learn how to code HTML, this is very

    <ol>
      <li>Kitten</li>
      <li>Elephant</li>
      <li>Piglet</li>
    </ol>
  </body>
```



```
C:\html-video\page1.html - Notepad++ [Administrator]
page1.html x page2.html x

<html>
<head><title>Best Baby Animals Ever</title></head>
  <body background = "bg/clouds.jpg">
    <h1>Welcome to my hobby pet site</h1>
    <h2><font color = "#cc66ff">Welcome to my hobby pet site</font></h2>
    <h3>Welcome to my hobby pet site</h3>
    <h4>Welcome to my hobby pet site</h4>

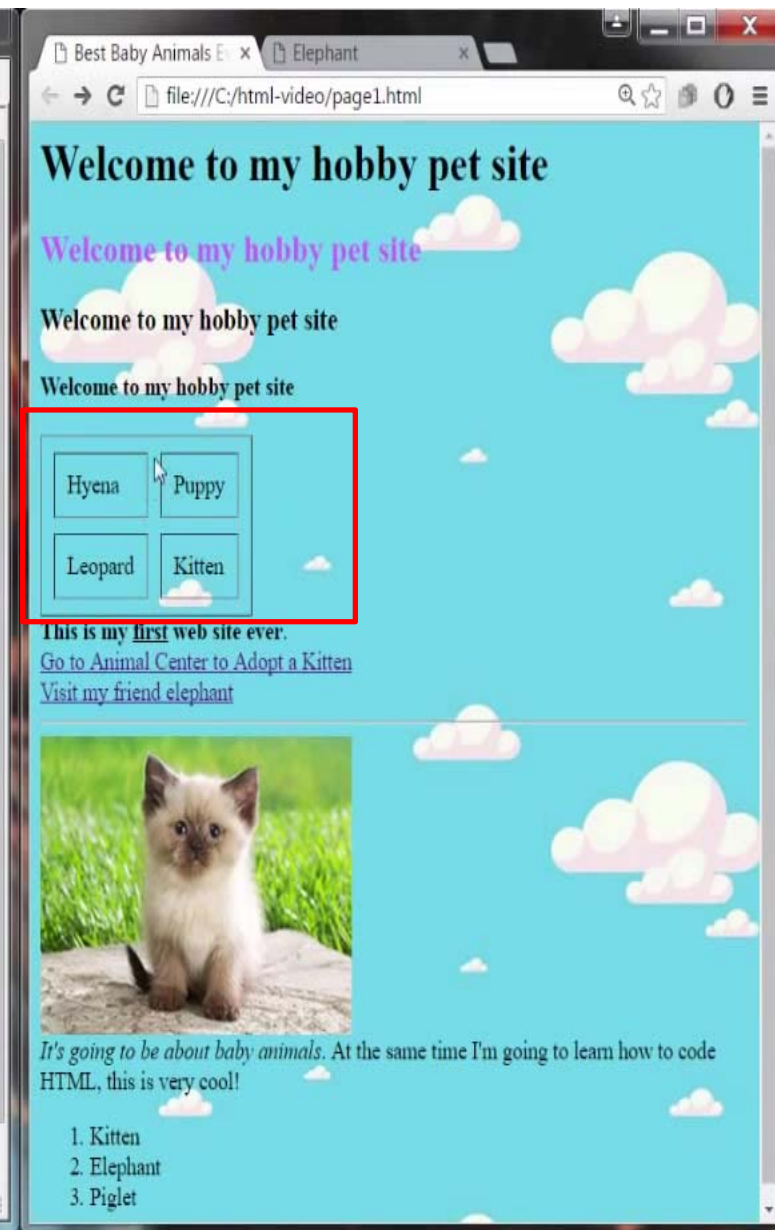
    <table border = "1" cellpadding = "10" cellspacing = "10">
      <tr><td>Hyena</td><td>Puppy</td></tr>
      <tr><td>Leopard</td><td>Kitten</td></tr>
    </table>

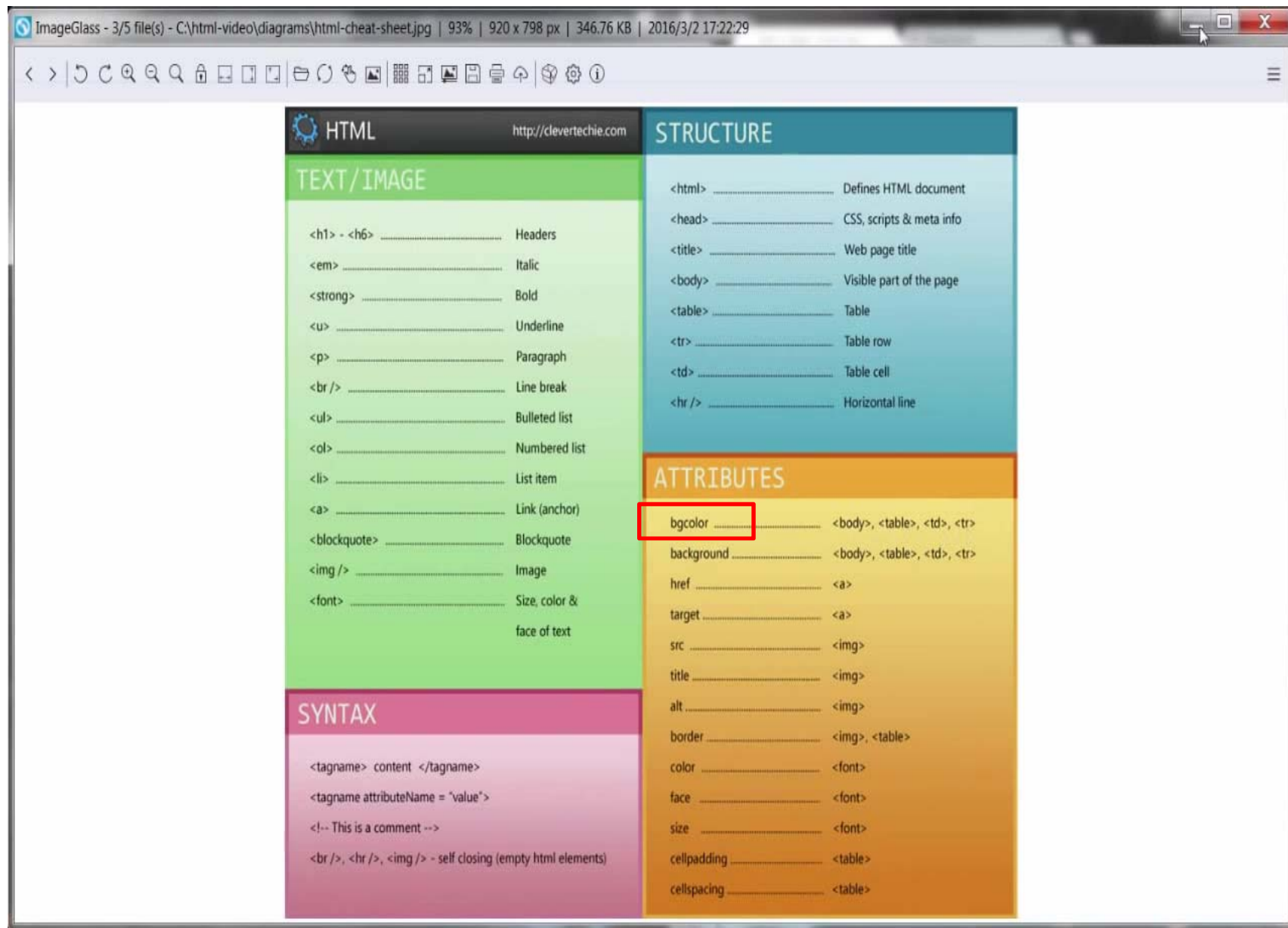
    <strong>This is my <u>first</u> web site ever</strong>.<br />
    <a href = "http://www.animalcenter.org/adoptions/kitten-happy-hour/"
    target = "_blank">
    Go to Animal Center to Adopt a Kitten</a><br />

    <a href = "page2.html">Visit my friend elephant</a>

    <hr />
    <img src = "img/kitten.jpg" alt = "Kitten" title = "Meow" /><br />
    <!-- strong tag stands for bold -->
    <em>It's going to be about baby animals</em>.
    At the same time I'm going to learn how to code HTML, this is very

    <ol>
      <li>Kitten</li>
      <li>Elephant</li>
      <li>Piglet</li>
    </ol>
  </body>
```






```
C:\html-video\page1.html - Notepad++ [Administrator]
page1.html x page2.html x

<html>
<head><title>Best Baby Animals Ever</title></head>
  <body background = "bg/clouds.jpg">
    <h1>Welcome to my hobby pet site</h1>
    <h2><font color = "#cc66ff">Welcome to my hobby pet site</font></h2>
    <h3>Welcome to my hobby pet site</h3>
    <h4>Welcome to my hobby pet site</h4>

    <table bgcolor = "lightgreen"
      border = "1" cellpadding = "10" cellspacing = "10">
      <tr><td>Hyena</td><td>Puppy</td></tr>
      <tr><td>Leopard</td><td>Kitten</td></tr>
    </table>

    <strong>This is my <u>first</u> web site ever</strong>.<br />
    <a href = "http://www.animalcenter.org/adoptions/kitten-happy-hour/"
      target = "_blank">
      Go to Animal Center to Adopt a Kitten</a><br />

    <a href = "page2.html">Visit my friend elephant</a>

    <hr />
    <img src = "img/kitten.jpg" alt = "Kitten" title = "Meow" /><br />
    <!-- strong tag stands for bold -->
    <em>It's going to be about baby animals</em>.
    At the same time I'm going to learn how to code HTML, this is very

    <ol>
      <li>Kitten</li>
      <li>Elephant</li>
```



```
C:\html-video\page1.html - Notepad++ [Administrator]
page1.html x page2.html x

<html>
<head><title>Best Baby Animals Ever</title></head>
  <body background = "bg/clouds.jpg">
    <h1>Welcome to my hobby pet site</h1>
    <h2><font color = "#cc66ff">Welcome to my hobby pet site</font></h2>
    <h3>Welcome to my hobby pet site</h3>
    <h4>Welcome to my hobby pet site</h4>

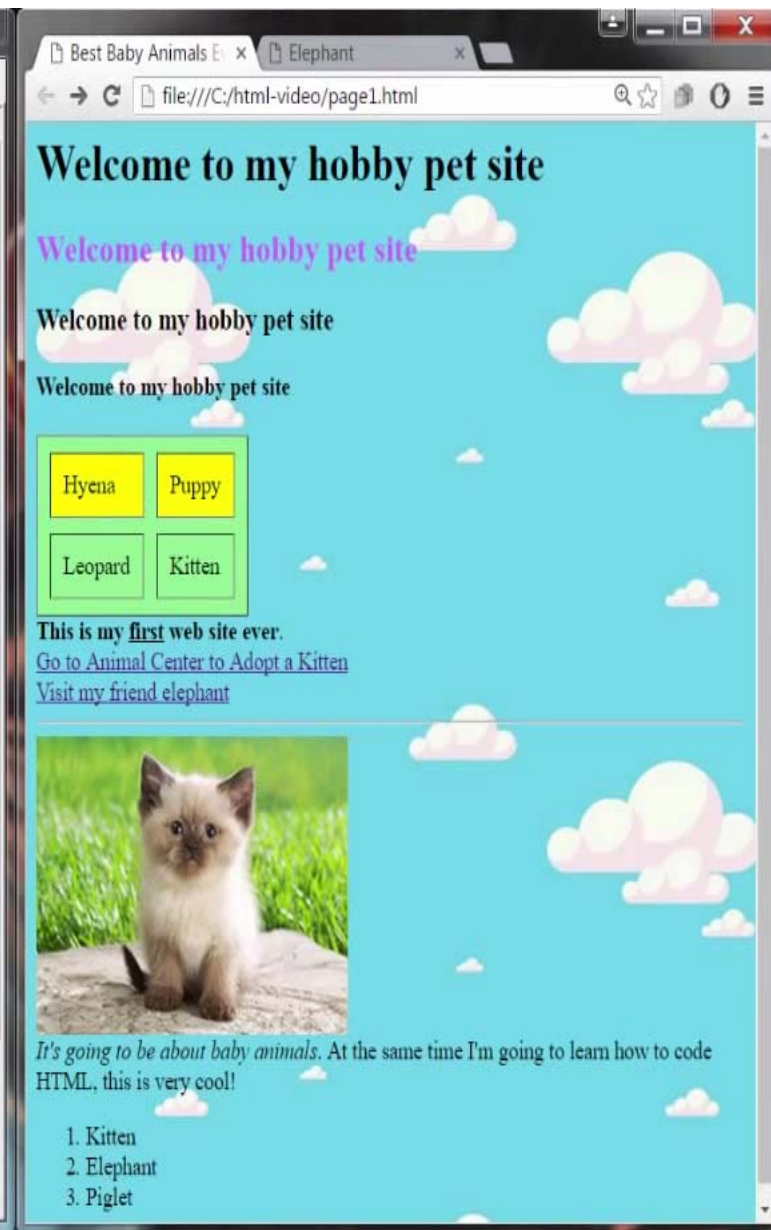
    <table bgcolor = "lightgreen"
      border = "1" cellpadding = "10" cellspacing = "10">
      <tr bgcolor = "yellow"><td>Hyena</td><td>Puppy</td></tr>
      <tr><td>Leopard</td><td>Kitten</td></tr>
    </table>

    <strong>This is my <u>first</u> web site ever</strong>.<br />
    <a href = "http://www.animalcenter.org/adoptions/kitten-happy-hour/"
      target = "_blank">
      Go to Animal Center to Adopt a Kitten</a><br />

    <a href = "page2.html">Visit my friend elephant</a>

    <hr />
    <img src = "img/kitten.jpg" alt = "Kitten" title = "Meow" /><br />
    <!-- strong tag stands for bold -->
    <em>It's going to be about baby animals</em>.
    At the same time I'm going to learn how to code HTML, this is very

    <ol>
      <li>Kitten</li>
      <li>Elephant</li>
```




```
C:\html-video\page1.html - Notepad++ [Administrator]
page1.html x page2.html x

<html>
<head><title>Best Baby Animals Ever</title></head>
  <body background = "bg/clouds.jpg">
    <h1>Welcome to my hobby pet site</h1>
    <h2><font color = "#cc66ff">Welcome to my hobby pet site</font></h2>
    <h3>Welcome to my hobby pet site</h3>
    <h4>Welcome to my hobby pet site</h4>

    <table bgcolor = "lightgreen"
      border = "1" cellpadding = "10" cellspacing = "10">
      <tr bgcolor = "yellow"><td>Hyena</td><td>Puppy</td></tr>
      <tr><td bgcolor = "#eeccff">Leopard</td><td>Kitten</td></tr>
    </table>

    <strong>This is my <u>first</u> web site ever</strong>.<br />
    <a href = "http://www.animalcenter.org/adoptions/kitten-happy-hour/"
      target = "_blank">
      Go to Animal Center to Adopt a Kitten</a><br />

    <a href = "page2.html">Visit my friend elephant</a>

    <hr />
    <img src = "img/kitten.jpg" alt = "Kitten" title = "Meow" /><br />
    <!-- strong tag stands for bold -->
    <em>It's going to be about baby animals</em>.
    At the same time I'm going to learn how to code HTML, this is very

    <ol>
      <li>Kitten</li>
      <li>Elephant</li>
```

